


MBA

2022.1

Precision Shim Washers

Stainless Steel and Carbon Steel in One Handy Size Ordered Listing



Over 800 precision shims in one catalogue.

Carbon spring steel and 400 grade stainless steel.

From 1.5mm to 170mm ID.

Flat shim washers only listed in this catalogue. Wave washers and belleville springs are listed in other catalogues.



To find and order parts online, simply type the part number from this catalogue into the search box on any web page.

Part Numbering

W 0020 - FP - 004 - 0008 - S400

1

2

3

4

5

6

1. Washer:

W: Designates that the item is a simple washer, being a piece of round material with an inside diameter, an outside diameter and a thickness.

5. Thickness:

4 DIGITS: Two decimal point representation of the width or length of a precision type washer. eg 0008 = 0.08mm, 0015 = 0.15mm, 0100 = 1mm

2. Inside Diameter:

One decimal point designation representing the approximate inside diameter. eg 0020 = 2.0mm

6. Material:

C: Carbon Spring Steel
S400: Stainless 400 grade

3. Type:

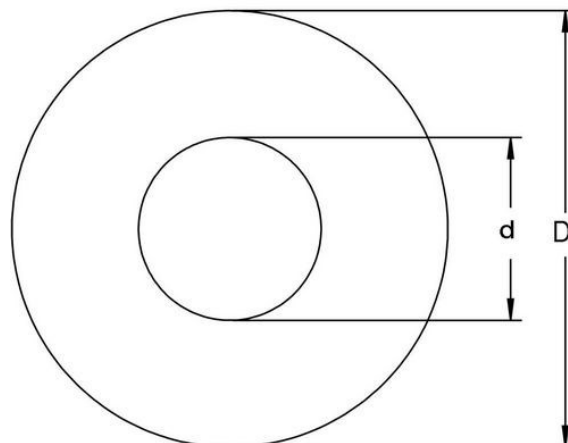
FP: Flat Precision Washer or Spacer

4. Outside Diameter:


Zero decimal point designation representing the approximate outside diameter. eg 005 = 5mm

These are just some of the most commonly used suffixes. Please refer to MBA for information on suffixes not listed.


Diagram



Nom. ID	Nom. OD	Thickness/Length	Part Number	Type
1.500 x 3.000 mm (0.059 x 0.118 in.)				
1.5 +0.005/+0.30	3 -0.05/-0.30	0.08 +/- 0.010	W0015-FP-003-0008-S400 - Precision.	Washers - Flat - Stainless Steel - Precision Shim
1.5 +0.005/+0.30	3 -0.05/-0.30	0.1 +/- 0.010	W0015-FP-003-0010-S400 - Precision.	Washers - Flat - Stainless Steel - Precision Shim
2.000 x 3.500 mm (0.079 x 0.138 in.)				
2 +0.005/+0.30	3.5 -0.05/-0.30	0.08 +/- 0.010	W0020-FP-004-0008-S400 - Precision.	Washers - Flat - Stainless Steel - Precision Shim
2 +0.005/+0.30	3.5 -0.05/-0.30	0.1 +/- 0.010	W0020-FP-004-0010-S400 - Precision.	Washers - Flat - Stainless Steel - Precision Shim
2.500 x 4.000 mm (0.098 x 0.157 in.)				
2.5 +0.005/+0.30	4 -0.05/-0.10	0.08 +/- 0.010	W0025-FP-004-0008-S400 - Precision.	Washers - Flat - Stainless Steel - Precision Shim
2.5 +0.005/+0.30	4 -0.05/-0.10	0.1 +/- 0.010	W0025-FP-004-0010-S400 - Precision.	Washers - Flat - Stainless Steel - Precision Shim
3.000 x 4.500 mm (0.118 x 0.177 in.)				
3 +0.005/+0.30	4.5 -0.05/-0.10	0.08 +/- 0.010	W0030-FP-005-0008-S400 - Precision.	Washers - Flat - Stainless Steel - Precision Shim
3 +0.005/+0.30	4.5 -0.05/-0.10	0.1 +/- 0.010	W0030-FP-005-0010-S400 - Precision.	Washers - Flat - Stainless Steel - Precision Shim
3 +0.005/+0.30	4.5 -0.05/-0.10	0.12 +/- 0.010	W0030-FP-005-0012-S400 - Precision.	Washers - Flat - Stainless Steel - Precision Shim
3.000 x 6.000 mm (0.118 x 0.236 in.)				
3 +0.03/+0.15	6 -0.03/-0.15	0.1 +0.000/-0.030	W0030-FP-006-001-C - Hardness 170-225 HV. Precision.	Washers - Flat - Carbon Spring Steel - Precision Shim
3 +0.03/+0.15	6 -0.03/-0.15	0.15 +0.000/-0.040	* W0030-FP-006-0015-C - Hardness 170-225 HV. Precision.	Washers - Flat - Carbon Spring Steel - Precision Shim
3 +0.03/+0.15	6 -0.03/-0.15	0.2 +0.000/-0.040	W0030-FP-006-002-C - Hardness 170-225 HV. Precision.	Washers - Flat - Carbon Spring Steel - Precision Shim
3 +0.03/+0.15	6 -0.03/-0.15	0.25 +0.000/-0.040	* W0030-FP-006-0025-C - Hardness 170-225 HV. Precision.	Washers - Flat - Carbon Spring Steel - Precision Shim
3 +0.03/+0.15	6 -0.03/-0.15	0.3 +0.000/-0.050	W0030-FP-006-003-C - Hardness 170-225 HV. Precision.	Washers - Flat - Carbon Spring Steel - Precision Shim
3 +0.03/+0.15	6 -0.03/-0.15	0.5 +0.000/-0.050	W0030-FP-006-005-C - Hardness 170-225 HV. Precision.	Washers - Flat - Carbon Spring Steel - Precision Shim
3 +0.03/+0.15	6 -0.03/-0.15	1 +0.000/-0.050	W0030-FP-006-010-C - Hardness 170-225 HV. Precision.	Washers - Flat - Carbon Spring Steel - Precision Shim
3 +0.03/+0.15	6 -0.03/-0.15	3 +/-0.05	* W0030-FP-006-030-C -	Washers - Flat - Carbon Spring Steel - Precision Shim
3 +0.03/+0.15	6 -0.03/-0.15	5 +/-0.05	* W0030-FP-006-050-C -	Washers - Flat - Carbon Spring Steel - Precision Shim
3 +0.03/+0.15	6 -0.03/-0.15	10 +/-0.05	* W0030-FP-006-100-C -	Washers - Flat - Carbon Spring Steel - Precision Shim
3.500 x 5.000 mm (0.138 x 0.197 in.)				
3.5 +0.005/+0.30	5 -0.05/-0.10	0.08 +/- 0.010	W0035-FP-005-0008-S400 - Precision.	Washers - Flat - Stainless Steel - Precision Shim
3.5 +0.005/+0.30	5 -0.05/-0.10	0.1 +/- 0.010	W0035-FP-005-0010-S400 - Precision.	Washers - Flat - Stainless Steel - Precision Shim
3.5 +0.005/+0.30	5 -0.05/-0.10	0.12 +/- 0.010	W0035-FP-005-0012-S400 - Precision.	Washers - Flat - Stainless Steel - Precision Shim
4.000 x 6.000 mm (0.157 x 0.236 in.)				
4 +0.005/+0.30	6 -0.05/-0.15	0.1 +/- 0.010	W0040-FP-006-0010-S400 - Precision.	Washers - Flat - Stainless Steel - Precision Shim
4 +0.005/+0.30	6 -0.05/-0.15	0.12 +/- 0.010	W0040-FP-006-0012-S400 - Precision.	Washers - Flat - Stainless Steel - Precision Shim
4 +0.005/+0.30	6 -0.05/-0.15	0.15 +/- 0.010	W0040-FP-006-0015-S400 - Precision.	Washers - Flat - Stainless Steel - Precision Shim
4.000 x 8.000 mm (0.157 x 0.315 in.)				
4 +0.03/+0.15	8 -0.04/-0.19	0.1 +0.000/-0.030	W0040-FP-008-001-C - Hardness 170-225 HV. Precision.	Washers - Flat - Carbon Spring Steel - Precision Shim
4 +0.03/+0.15	8 -0.04/-0.19	0.15 +0.000/-0.040	* W0040-FP-008-0015-C - Hardness 170-225 HV. Precision.	Washers - Flat - Carbon Spring Steel - Precision Shim
4 +0.03/+0.15	8 -0.04/-0.19	0.2 +0.000/-0.040	W0040-FP-008-002-C - Hardness 170-225 HV. Precision.	Washers - Flat - Carbon Spring Steel - Precision Shim

 Stocked or Short Delivery


 Usually Available

 Long delivery or not in current production


* Large Minimum Quantities

** Available only while stock lasts

Nom. ID	Nom. OD	Thickness/Length	Part Number	Type
4.000 x 8.000 mm (0.157 x 0.315 in.)				
4 +0.03/+0.15	8 -0.04/-0.19	0.25 +0.000/-0.040	* W0040-FP-008-0025-C - Hardness 170-225 HV. Precision.	Washers - Flat - Carbon Spring Steel - Precision Shim
4 +0.03/+0.15	8 -0.04/-0.19	0.3 +0.000/-0.050	W0040-FP-008-003-C - Hardness 170-225 HV. Precision.	Washers - Flat - Carbon Spring Steel - Precision Shim
4 +0.03/+0.15	8 -0.04/-0.19	0.5 +0.000/-0.050	W0040-FP-008-005-C - Hardness 170-225 HV. Precision.	Washers - Flat - Carbon Spring Steel - Precision Shim
4 +0.03/+0.15	8 -0.04/-0.19	1 +0.000/-0.050	W0040-FP-008-010-C - Hardness 170-225 HV. Precision.	Washers - Flat - Carbon Spring Steel - Precision Shim
4 +0.03/+0.15	8 -0.04/-0.19	3 +/-0.05	* W0040-FP-008-030-C -	Washers - Flat - Carbon Spring Steel - Precision Shim
4 +0.03/+0.15	8 -0.04/-0.19	5 +/-0.05	* W0040-FP-008-050-C -	Washers - Flat - Carbon Spring Steel - Precision Shim
4 +0.03/+0.15	8 -0.04/-0.19	10 +/-0.05	* W0040-FP-008-100-C -	Washers - Flat - Carbon Spring Steel - Precision Shim
4.166 x 6.350 mm (0.164 x 0.250 in.)				
4.166 +0.05/+0.177	6.35 -0.05/-0.127	0.13 +0.000/-0.030	** W0042-FP-006-0013-C - Precision.	Washers - Flat - Carbon Spring Steel - Precision Shim
4.166 +0.152/+0.177	6.35 -0.05/-0.127	0.38 +0.000/-0.050	* W0042-FP-006-004-C - Precision.	Washers - Flat - Carbon Spring Steel - Precision Shim
4.500 x 6.350 mm (0.177 x 0.250 in.)				
4.5 +0.005/+0.30	6.35 -0.05/-0.15	0.1 +/- 0.010	W0045-FP-006-0010-S400 - Precision.	Washers - Flat - Stainless Steel - Precision Shim
4.5 +0.005/+0.30	6.35 -0.05/-0.15	0.12 +/- 0.010	W0045-FP-006-0012-S400 - Precision.	Washers - Flat - Stainless Steel - Precision Shim
4.5 +0.005/+0.30	6.35 -0.05/-0.15	0.15 +/- 0.010	W0045-FP-006-0015-S400 - Precision.	Washers - Flat - Stainless Steel - Precision Shim
5.000 x 7.000 mm (0.197 x 0.276 in.)				
5 +0.005/+0.30	7 -0.05/-0.15	0.1 +/- 0.010	W0050-FP-007-0010-S400 - Precision.	Washers - Flat - Stainless Steel - Precision Shim
5 +0.005/+0.30	7 -0.05/-0.15	0.12 +/- 0.010	W0050-FP-007-0012-S400 - Precision.	Washers - Flat - Stainless Steel - Precision Shim
5 +0.005/+0.30	7 -0.05/-0.15	0.15 +/- 0.010	W0050-FP-007-0015-S400 - Precision.	Washers - Flat - Stainless Steel - Precision Shim
5.000 x 10.000 mm (0.197 x 0.394 in.)				
5 +0.03/+0.15	10 -0.04/-0.19	0.1 +0.000/-0.030	W0050-FP-010-001-C - Hardness 170-225 HV. Precision.	Washers - Flat - Carbon Spring Steel - Precision Shim
5 +0.03/+0.15	10 -0.04/-0.19	0.15 +0.000/-0.040	* W0050-FP-010-0015-C - Hardness 170-225 HV. Precision.	Washers - Flat - Carbon Spring Steel - Precision Shim
5 +0.03/+0.15	10 -0.04/-0.19	0.2 +0.000/-0.040	W0050-FP-010-002-C - Hardness 170-225 HV. Precision.	Washers - Flat - Carbon Spring Steel - Precision Shim
5 +0.03/+0.15	10 -0.04/-0.19	0.25 +0.000/-0.040	** W0050-FP-010-0025-C - Hardness 170-225 HV. Precision.	Washers - Flat - Carbon Spring Steel - Precision Shim
5 +0.03/+0.15	10 -0.04/-0.19	0.3 +0.000/-0.050	W0050-FP-010-003-C - Hardness 170-225 HV. Precision.	Washers - Flat - Carbon Spring Steel - Precision Shim
5 +0.03/+0.15	10 -0.04/-0.19	0.5 +0.000/-0.050	W0050-FP-010-005-C - Hardness 170-225 HV. Precision.	Washers - Flat - Carbon Spring Steel - Precision Shim
5 +0.03/+0.15	10 -0.04/-0.19	1 +0.000/-0.050	W0050-FP-010-010-C - Hardness 170-225 HV. Precision.	Washers - Flat - Carbon Spring Steel - Precision Shim
5 +0.03/+0.15	10 -0.04/-0.19	3 +0.000/-0.050	** W0050-FP-010-030-C -	Washers - Flat - Carbon Spring Steel - Precision Shim
5 +0.03/+0.15	10 -0.04/-0.19	5 +0.000/-0.050	* W0050-FP-010-050-C -	Washers - Flat - Carbon Spring Steel - Precision Shim
5 +0.03/+0.15	10 -0.04/-0.19	10 +0.000/-0.050	* W0050-FP-010-100-C -	Washers - Flat - Carbon Spring Steel - Precision Shim
5.920 x 7.820 mm (0.233 x 0.308 in.)				
5.92 +0.005/+0.30	7.82 -0.05/-0.127	0.13 +0.000/-0.030	** W0059-FP-008-0013-C - Precision.	Washers - Flat - Carbon Spring Steel - Precision Shim
5.92 +0.005/+0.30	7.82 -0.05/-0.127	0.38 +0.000/-0.050	** W0059-FP-008-004-C - Precision.	Washers - Flat - Carbon Spring Steel - Precision Shim
6.000 x 8.000 mm (0.236 x 0.315 in.)				
6 +0.005/+0.30	8 -0.05/-0.20	0.12 +/- 0.010	W0060-FP-008-0012-S400 - Precision.	Washers - Flat - Stainless Steel - Precision Shim
6 +0.005/+0.30	8 -0.05/-0.20	0.15 +/- 0.010	W0060-FP-008-0015-S400 - Precision.	Washers - Flat - Stainless Steel - Precision Shim

 Stocked or Short Delivery

 Usually Available

 Long delivery or not in current production

* Large Minimum Quantities

** Available only while stock lasts

Nom. ID	Nom. OD	Thickness/Length	Part Number	Type
6.000 x 8.000 mm (0.236 x 0.315 in.)				
6 +0.005/+0.30	8 -0.05/-0.20	0.18 +/- 0.010	W0060-FP-008-0018-S400 - Precision.	Washers - Flat - Stainless Steel - Precision Shim
6.000 x 12.000 mm (0.236 x 0.472 in.)				
6 +0.03/+0.15	12 -0.05/-0.23	0.1 +0.000/-0.030	W0060-FP-012-001-C - Hardness 170-225 HV. Precision.	Washers - Flat - Carbon Spring Steel - Precision Shim
6 +0.03/+0.15	12 -0.05/-0.23	0.15 +0.000/-0.040	* W0060-FP-012-0015-C - Hardness 170-225 HV. Precision.	Washers - Flat - Carbon Spring Steel - Precision Shim
6 +0.03/+0.15	12 -0.05/-0.23	0.2 +0.000/-0.040	W0060-FP-012-002-C - Hardness 170-225 HV. Precision.	Washers - Flat - Carbon Spring Steel - Precision Shim
6 +0.03/+0.15	12 -0.05/-0.23	0.25 +0.000/-0.040	* W0060-FP-012-0025-C - Hardness 170-225 HV. Precision.	Washers - Flat - Carbon Spring Steel - Precision Shim
6 +0.03/+0.15	12 -0.05/-0.23	0.3 +0.000/-0.050	W0060-FP-012-003-C - Hardness 170-225 HV. Precision.	Washers - Flat - Carbon Spring Steel - Precision Shim
6 +0.03/+0.15	12 -0.05/-0.23	0.5 +0.000/-0.050	W0060-FP-012-005-C - Hardness 170-225 HV. Precision.	Washers - Flat - Carbon Spring Steel - Precision Shim
6 +0.03/+0.15	12 -0.05/-0.23	1 +0.000/-0.050	W0060-FP-012-010-C - Hardness 170-225 HV. Precision.	Washers - Flat - Carbon Spring Steel - Precision Shim
6 +0.03/+0.15	12 -0.05/-0.23	3 +0.000/-0.050	** W0060-FP-012-030-C -	Washers - Flat - Carbon Spring Steel - Precision Shim
6 +0.03/+0.15	12 -0.05/-0.23	5 +0.000/-0.050	** W0060-FP-012-050-C -	Washers - Flat - Carbon Spring Steel - Precision Shim
6 +0.03/+0.15	12 -0.05/-0.23	10 +0.000/-0.050	** W0060-FP-012-100-C -	Washers - Flat - Carbon Spring Steel - Precision Shim
6.350 x 9.420 mm (0.250 x 0.371 in.)				
6.35 +0.178/+0.508	9.42 -0.05/-0.127	0.13 +0.000/-0.030	* W0064-FP-009-0013-C - Precision.	Washers - Flat - Carbon Spring Steel - Precision Shim
6.35 +0.178/+0.508	9.42 -0.05/-0.127	0.38 +0.000/-0.050	* W0064-FP-009-004-C - Precision.	Washers - Flat - Carbon Spring Steel - Precision Shim
6.35 +0.178/+0.508	9.42 -0.05/-0.127	0.81 +0.000/-0.050	* W0064-FP-009-008-C - Precision.	Washers - Flat - Carbon Spring Steel - Precision Shim
6.350 x 9.525 mm (0.250 x 0.375 in.)				
6.35 +0.005/+0.30	9.525 -0.05/-0.20	0.08 +/- 0.010	* W0064-FP-010-0008-S400 - Precision.	Washers - Flat - Stainless Steel - Precision Shim
6.35 +0.005/+0.30	9.525 -0.05/-0.127	0.13 +/-0.025	** W0064-FP-010-0013-S2 - Precision.	Washers - Flat - Stainless Steel - Precision Shim
6.35 +0.005/+0.30	9.525 -0.05/-0.127	0.18 +/-0.025	* W0064-FP-010-0018-S2 - Precision.	Washers - Flat - Stainless Steel - Precision Shim
6.35 +0.005/+0.30	9.525 -0.05/-0.127	0.25 +/-0.025	** W0064-FP-010-0025-S2 - Precision.	Washers - Flat - Stainless Steel - Precision Shim
6.35 +0.005/+0.30	9.525 -0.05/-0.127	0.51 +/-0.025	* W0064-FP-010-005-S2 - Precision.	Washers - Flat - Stainless Steel - Precision Shim
7.000 x 9.000 mm (0.276 x 0.354 in.)				
7 +0.005/+0.30	9 -0.05/-0.20	0.12 +/- 0.010	W0070-FP-009-0012-S400 - Precision.	Washers - Flat - Stainless Steel - Precision Shim
7 +0.005/+0.30	9 -0.05/-0.20	0.15 +/- 0.010	W0070-FP-009-0015-S400 - Precision.	Washers - Flat - Stainless Steel - Precision Shim
7 +0.005/+0.30	9 -0.05/-0.20	0.18 +/- 0.010	W0070-FP-009-0018-S400 - Precision.	Washers - Flat - Stainless Steel - Precision Shim
7.000 x 13.000 mm (0.276 x 0.512 in.)				
7 +0.04/+0.19	13 -0.05/-0.23	0.1 +0.000/-0.030	W0070-FP-013-001-C - Hardness 170-225 HV. Precision.	Washers - Flat - Carbon Spring Steel - Precision Shim
7 +0.04/+0.19	13 -0.05/-0.23	0.15 +0.000/-0.040	* W0070-FP-013-0015-C - Hardness 170-225 HV. Precision.	Washers - Flat - Carbon Spring Steel - Precision Shim
7 +0.04/+0.19	13 -0.05/-0.23	0.2 +0.000/-0.040	W0070-FP-013-002-C - Hardness 170-225 HV. Precision.	Washers - Flat - Carbon Spring Steel - Precision Shim
7 +0.04/+0.19	13 -0.05/-0.23	0.25 +0.000/-0.040	* W0070-FP-013-0025-C - Hardness 170-225 HV. Precision.	Washers - Flat - Carbon Spring Steel - Precision Shim
7 +0.04/+0.19	13 -0.05/-0.23	0.3 +0.000/-0.050	W0070-FP-013-003-C - Hardness 170-225 HV. Precision.	Washers - Flat - Carbon Spring Steel - Precision Shim
7 +0.04/+0.19	13 -0.05/-0.23	0.5 +0.000/-0.050	W0070-FP-013-005-C - Hardness 170-225 HV. Precision.	Washers - Flat - Carbon Spring Steel - Precision Shim
7 +0.04/+0.19	13 -0.05/-0.23	1 +0.000/-0.050	W0070-FP-013-010-C - Hardness 170-225 HV. Precision.	Washers - Flat - Carbon Spring Steel - Precision Shim

Stocked or Short Delivery

Usually Available

Long delivery or not in current production

* Large Minimum Quantities

** Available only while stock lasts

Nom. ID	Nom. OD	Thickness/Length	Part Number	Type
7.140 x 9.420 mm (0.281 x 0.371 in.)				
7.14 +0.04/+0.19	9.42 -0.05/-0.127	0.13 +0.000/-0.030	** W0071-FP-009-0013-C - Precision.	Washers - Flat - Carbon Spring Steel - Precision Shim
7.14 +0.04/+0.19	9.42 -0.05/-0.127	0.38 +0.000/-0.050	* W0071-FP-009-004-C - Precision.	Washers - Flat - Carbon Spring Steel - Precision Shim
7.938 x 10.770 mm (0.313 x 0.424 in.)				
7.938 +0.153/+0.025	10.77 -0.05/-0.127	0.13 +0.000/-0.030	* W0079-FP-011-0013-C - Precision.	Washers - Flat - Carbon Spring Steel - Precision Shim
7.938 +0.153/+0.025	10.77 -0.05/-0.127	0.38 +0.000/-0.050	* W0079-FP-011-004-C - Precision.	Washers - Flat - Carbon Spring Steel - Precision Shim
7.938 +0.153/+0.025	10.77 -0.05/-0.127	0.81 +0.000/-0.050	* W0079-FP-011-008-C - Precision.	Washers - Flat - Carbon Spring Steel - Precision Shim
8.000 x 10.000 mm (0.315 x 0.394 in.)				
8 +0.005/+0.30	10 -0.05/-0.20	0.15 +/- 0.010	W0080-FP-010-0015-S400 - Precision.	Washers - Flat - Stainless Steel - Precision Shim
8 +0.005/+0.30	10 -0.05/-0.20	0.18 +/- 0.010	W0080-FP-010-0018-S400 - Precision.	Washers - Flat - Stainless Steel - Precision Shim
8 +0.005/+0.30	10 -0.05/-0.20	0.2 +/- 0.010	W0080-FP-010-0020-S400 - Precision.	Washers - Flat - Stainless Steel - Precision Shim
8.000 x 14.000 mm (0.315 x 0.551 in.)				
8 +0.04/+0.19	14 -0.05/-0.23	0.1 +0.000/-0.030	W0080-FP-014-001-C - Hardness 170-225 HV. Precision.	Washers - Flat - Carbon Spring Steel - Precision Shim
8 +0.04/+0.19	14 -0.05/-0.23	0.15 +0.000/-0.040	** W0080-FP-014-0015-C - Hardness 170-225 HV. Precision.	Washers - Flat - Carbon Spring Steel - Precision Shim
8 +0.04/+0.19	14 -0.05/-0.23	0.2 +0.000/-0.040	W0080-FP-014-002-C - Hardness 170-225 HV. Precision.	Washers - Flat - Carbon Spring Steel - Precision Shim
8 +0.04/+0.19	14 -0.05/-0.23	0.25 +0.000/-0.040	** W0080-FP-014-0025-C - Hardness 170-225 HV. Precision.	Washers - Flat - Carbon Spring Steel - Precision Shim
8 +0.04/+0.19	14 -0.05/-0.23	0.3 +0.000/-0.050	W0080-FP-014-003-C - Hardness 170-225 HV. Precision.	Washers - Flat - Carbon Spring Steel - Precision Shim
8 +0.04/+0.19	14 -0.05/-0.23	0.5 +0.000/-0.050	W0080-FP-014-005-C - Hardness 170-225 HV. Precision.	Washers - Flat - Carbon Spring Steel - Precision Shim
8 +0.04/+0.19	14 -0.05/-0.23	1 +0.000/-0.050	W0080-FP-014-010-C - Hardness 170-225 HV. Precision.	Washers - Flat - Carbon Spring Steel - Precision Shim
8 +0.1/-0.0	14 -0.05/-0.23	3 +/-0.05	** W0080-FP-014-030-C -	Washers - Flat - Carbon Spring Steel - Precision Shim
8 +0.1/-0.0	14 -0.05/-0.23	5 +/-0.05	** W0080-FP-014-050-C -	Washers - Flat - Carbon Spring Steel - Precision Shim
8.570 x 12.600 mm (0.337 x 0.496 in.)				
8.57 +0.153/+0.025	12.6 -0.05/-0.127	0.13 +0.000/-0.030	* W0086-FP-013-0013-C - Precision.	Washers - Flat - Carbon Spring Steel - Precision Shim
8.57 +0.153/+0.025	12.6 -0.05/-0.127	0.38 +0.000/-0.050	* W0086-FP-013-004-C - Precision.	Washers - Flat - Carbon Spring Steel - Precision Shim
9.000 x 11.000 mm (0.354 x 0.433 in.)				
9 +0.005/+0.30	11 -0.05/-0.20	0.15 +/- 0.010	W0090-FP-011-0015-S400 - Precision.	Washers - Flat - Stainless Steel - Precision Shim
9 +0.005/+0.30	11 -0.05/-0.20	0.18 +/- 0.010	W0090-FP-011-0018-S400 - Precision.	Washers - Flat - Stainless Steel - Precision Shim
9 +0.005/+0.30	11 -0.05/-0.20	0.2 +/- 0.010	W0090-FP-011-0020-S400 - Precision.	Washers - Flat - Stainless Steel - Precision Shim
9.000 x 15.000 mm (0.354 x 0.591 in.)				
9 +0.04/+0.19	15 -0.05/-0.23	0.1 +0.000/-0.030	W0090-FP-015-001-C - Hardness 170-225 HV. Precision.	Washers - Flat - Carbon Spring Steel - Precision Shim
9 +0.04/+0.19	15 -0.05/-0.23	0.15 +0.000/-0.040	* W0090-FP-015-0015-C - Hardness 170-225 HV. Precision.	Washers - Flat - Carbon Spring Steel - Precision Shim
9 +0.04/+0.19	15 -0.05/-0.23	0.2 +0.000/-0.040	W0090-FP-015-002-C - Hardness 170-225 HV. Precision.	Washers - Flat - Carbon Spring Steel - Precision Shim
9 +0.04/+0.19	15 -0.05/-0.23	0.25 +0.000/-0.040	* W0090-FP-015-0025-C - Hardness 170-225 HV. Precision.	Washers - Flat - Carbon Spring Steel - Precision Shim
9 +0.04/+0.19	15 -0.05/-0.23	0.3 +0.000/-0.050	W0090-FP-015-003-C - Hardness 170-225 HV. Precision.	Washers - Flat - Carbon Spring Steel - Precision Shim
9 +0.04/+0.19	15 -0.05/-0.23	0.5 +0.000/-0.050	W0090-FP-015-005-C - Hardness 170-225 HV. Precision.	Washers - Flat - Carbon Spring Steel - Precision Shim
9 +0.04/+0.19	15 -0.05/-0.23	1 +0.000/-0.050	W0090-FP-015-010-C - Hardness 170-225 HV. Precision.	Washers - Flat - Carbon Spring Steel - Precision Shim



Stocked or Short Delivery



Usually Available




Long delivery or not in current production


* Large Minimum Quantities

** Available only while stock lasts

Nom. ID	Nom. OD	Thickness/Length	Part Number	Type
9.525 x 12.700 mm (0.375 x 0.500 in.)				
9.525 +0.005/+0.30	12.7 -0.05/-0.20	0.08 +/-0.025	** W0095-FP-013-0008-S2 - Precision.	Washers - Flat - Stainless Steel - Precision Shim
9.525 +0.005/+0.30	12.7 -0.05/-0.20	0.13 +/-0.025	* W0095-FP-013-0013-S2 - Precision.	Washers - Flat - Stainless Steel - Precision Shim
9.525 +0.005/+0.30	12.7 -0.05/-0.20	0.18 +/-0.025	* W0095-FP-013-0018-S2 - Precision.	Washers - Flat - Stainless Steel - Precision Shim
9.525 +0.005/+0.30	12.7 -0.05/-0.20	0.25 +/-0.025	** W0095-FP-013-0025-S2 - Precision.	Washers - Flat - Stainless Steel - Precision Shim
9.525 +0.005/+0.30	12.7 -0.05/-0.20	0.51 +/-0.025	* W0095-FP-013-005-S2 - Precision.	Washers - Flat - Stainless Steel - Precision Shim
9.525 x 14.150 mm (0.375 x 0.557 in.)				
9.525 +0.153/+0.025	14.15 -0.05/-0.127	0.13 +0.000/-0.030	* W0095-FP-014-0013-C - Precision.	Washers - Flat - Carbon Spring Steel - Precision Shim
9.525 +0.153/+0.025	14.15 -0.05/-0.127	0.38 +0.000/-0.050	* W0095-FP-014-004-C - Precision.	Washers - Flat - Carbon Spring Steel - Precision Shim
9.525 +0.153/+0.025	14.15 -0.05/-0.127	0.81 +0.000/-0.050	* W0095-FP-014-008-C - Precision.	Washers - Flat - Carbon Spring Steel - Precision Shim
9.525 x 15.875 mm (0.375 x 0.625 in.)				
9.525 +0.152/+0.025	15.875 -0.05/-0.127	0.03 +0.000/-0.010	* W0095-FP-016-0003-C - Hardness RB80 Minimum. Precision.	Washers - Flat - Carbon Spring Steel - Precision Shim
9.525 +0.152/+0.025	15.875 -0.05/-0.127	0.05 +0.000/-0.020	* W0095-FP-016-0005-C - Hardness RB80 Minimum. Precision.	Washers - Flat - Carbon Spring Steel - Precision Shim
9.525 +0.152/+0.025	15.875 -0.05/-0.127	0.08 +0.000/-0.030	* W0095-FP-016-0008-C - Hardness RB80 Minimum. Precision.	Washers - Flat - Carbon Spring Steel - Precision Shim
9.525 +0.152/+0.025	15.875 -0.05/-0.127	0.1 +0.000/-0.030	* W0095-FP-016-001-C - Hardness RB80 Minimum. Precision.	Washers - Flat - Carbon Spring Steel - Precision Shim
9.525 +0.152/+0.025	15.875 -0.05/-0.127	0.13 +0.000/-0.030	* W0095-FP-016-0013-C - Hardness RB80 Minimum. Precision.	Washers - Flat - Carbon Spring Steel - Precision Shim
9.525 +0.152/+0.025	15.875 -0.05/-0.127	0.15 +0.000/-0.040	* W0095-FP-016-0015-C - Hardness RB80 Minimum. Precision.	Washers - Flat - Carbon Spring Steel - Precision Shim
9.525 +0.152/+0.025	15.875 -0.05/-0.127	0.18 +0.000/-0.040	* W0095-FP-016-0018-C - Hardness RB80 Minimum. Precision.	Washers - Flat - Carbon Spring Steel - Precision Shim
9.525 +0.152/+0.025	15.875 -0.05/-0.127	0.2 +0.000/-0.040	** W0095-FP-016-002-C - Hardness RB80 Minimum. Precision.	Washers - Flat - Carbon Spring Steel - Precision Shim
9.525 +0.152/+0.025	15.875 -0.05/-0.127	0.25 +0.000/-0.040	* W0095-FP-016-0025-C - Hardness RB80 Minimum. Precision.	Washers - Flat - Carbon Spring Steel - Precision Shim
9.525 +0.152/+0.025	15.875 -0.05/-0.127	0.31 +0.000/-0.050	** W0095-FP-016-003-C - Hardness RB80 Minimum. Precision.	Washers - Flat - Carbon Spring Steel - Precision Shim
9.525 +0.152/+0.025	15.875 -0.05/-0.127	0.38 +0.000/-0.050	* W0095-FP-016-004-C - Hardness RB80 Minimum. Precision.	Washers - Flat - Carbon Spring Steel - Precision Shim
9.525 +0.152/+0.025	15.875 -0.05/-0.127	0.51 +0.000/-0.050	** W0095-FP-016-005-C - Hardness RB80 Minimum. Precision.	Washers - Flat - Carbon Spring Steel - Precision Shim
9.525 +0.152/+0.025	15.875 -0.05/-0.127	0.64 +0.000/-0.050	** W0095-FP-016-0064-C - Hardness RB80 Minimum. Precision.	Washers - Flat - Carbon Spring Steel - Precision Shim
9.525 +0.152/+0.025	15.875 -0.05/-0.127	0.81 +0.000/-0.050	* W0095-FP-016-008-C - Hardness RB80 Minimum. Precision.	Washers - Flat - Carbon Spring Steel - Precision Shim
9.525 +0.152/+0.025	15.875 -0.05/-0.127	1.19 +0.000/-0.070	* W0095-FP-016-012-C - Hardness RB80 Minimum. Precision.	Washers - Flat - Carbon Spring Steel - Precision Shim
9.525 +0.152/+0.025	15.875 -0.05/-0.127	1.58 +0.000/-0.070	* W0095-FP-016-016-C - Hardness RB80 Minimum. Precision.	Washers - Flat - Carbon Spring Steel - Precision Shim
9.525 +0.152/+0.025	15.875 -0.05/-0.127	2.36 +0.000/-0.070	* W0095-FP-016-0236-C - Hardness RB80 Minimum. Precision.	Washers - Flat - Carbon Spring Steel - Precision Shim
9.525 +0.152/+0.025	15.875 -0.05/-0.127	3.18 +0.000/-0.070	* W0095-FP-016-032-C - Hardened RB80 Min. Precision.	Washers - Flat - Carbon Spring Steel - Precision Shim
10.000 x 12.000 mm (0.394 x 0.472 in.)				
10 +0.005/+0.30	12 -0.05/-0.20	0.18 +/- 0.010	W0100-FP-012-0018-S400 - Precision.	Washers - Flat - Stainless Steel - Precision Shim
10 +0.005/+0.30	12 -0.05/-0.20	0.2 +/- 0.010	W0100-FP-012-0020-S400 - Precision.	Washers - Flat - Stainless Steel - Precision Shim
10 +0.005/+0.30	12 -0.05/-0.20	0.22 +/- 0.010	W0100-FP-012-0022-S400 - Precision.	Washers - Flat - Stainless Steel - Precision Shim
10.000 x 16.000 mm (0.394 x 0.630 in.)				
10 +0.04/+0.20	16 -0.05/-0.23	0.1 +0.000/-0.030	W0100-FP-016-001-C - Hardness 170-225 HV. Precision.	Washers - Flat - Carbon Spring Steel - Precision Shim
10 +0.04/+0.20	16 -0.05/-0.23	0.15 +0.000/-0.040	** W0100-FP-016-0015-C - Hardness 170-225 HV. Precision.	Washers - Flat - Carbon Spring Steel - Precision Shim

 Stocked or Short Delivery


 Usually Available

 Long delivery or not in current production


* Large Minimum Quantities

** Available only while stock lasts

Nom. ID	Nom. OD	Thickness/Length	Part Number	Type
10.000 x 16.000 mm (0.394 x 0.630 in.)				
10 +0.04/+0.20	16 -0.05/-0.23	0.2 +0.000/-0.040	W0100-FP-016-002-C - Hardness 170-225 HV. Precision.	Washers - Flat - Carbon Spring Steel - Precision Shim
10 +0.04/+0.20	16 -0.05/-0.23	0.25 +0.000/-0.040	* W0100-FP-016-0025-C - Hardness 170-225 HV. Precision.	Washers - Flat - Carbon Spring Steel - Precision Shim
10 +0.04/+0.20	16 -0.05/-0.23	0.3 +0.000/-0.050	W0100-FP-016-003-C - Hardness 170-225 HV. Precision.	Washers - Flat - Carbon Spring Steel - Precision Shim
10 +0.04/+0.20	16 -0.05/-0.23	0.5 +0.000/-0.050	W0100-FP-016-005-C - Hardness 170-225 HV. Precision.	Washers - Flat - Carbon Spring Steel - Precision Shim
10 +0.04/+0.20	16 -0.05/-0.23	1 +0.000/-0.050	W0100-FP-016-010-C - Hardness 170-225 HV. Precision.	Washers - Flat - Carbon Spring Steel - Precision Shim
10 +0.1/-0.0	16 -0.05/-0.23	3 +/-0.05	* W0100-FP-016-030-C -	Washers - Flat - Carbon Spring Steel - Precision Shim
10 +0.1/-0.0	16 -0.05/-0.23	5 +/-0.05	** W0100-FP-016-050-C -	Washers - Flat - Carbon Spring Steel - Precision Shim
10 +0.1/-0.0	16 -0.05/-0.23	10 +/-0.05	** W0100-FP-016-100-C -	Washers - Flat - Carbon Spring Steel - Precision Shim
10.000 x 18.000 mm (0.394 x 0.709 in.)				
10 +0.1/-0.0	18 -0.05/-0.23	0.25 +/-0.05	** W0100-FP-018-003-C -	Washers - Flat - Carbon Spring Steel - Precision Shim
10 +0.1/-0.0	18 -0.05/-0.23	0.5 +/-0.05	* W0100-FP-018-005-C -	Washers - Flat - Carbon Spring Steel - Precision Shim
10 +0.1/-0.0	18 -0.05/-0.23	1 +/-0.05	* W0100-FP-018-010-C -	Washers - Flat - Carbon Spring Steel - Precision Shim
10 +0.1/-0.0	18 -0.05/-0.23	3 +/-0.05	* W0100-FP-018-030-C -	Washers - Flat - Carbon Spring Steel - Precision Shim
10 +0.1/-0.0	18 -0.05/-0.23	5 +/-0.05	** W0100-FP-018-050-C -	Washers - Flat - Carbon Spring Steel - Precision Shim
10 +0.1/-0.0	18 -0.05/-0.23	10 +/-0.05	* W0100-FP-018-100-C -	Washers - Flat - Carbon Spring Steel - Precision Shim
11.000 x 13.000 mm (0.433 x 0.512 in.)				
11 +0.005/+0.30	13 -0.05/-0.20	0.18 +/- 0.010	W0110-FP-013-0018-S400 - Precision.	Washers - Flat - Stainless Steel - Precision Shim
11 +0.005/+0.30	13 -0.05/-0.20	0.2 +/- 0.010	W0110-FP-013-0020-S400 - Precision.	Washers - Flat - Stainless Steel - Precision Shim
11 +0.005/+0.30	13 -0.05/-0.20	0.22 +/- 0.010	W0110-FP-013-0022-S400 - Precision.	Washers - Flat - Stainless Steel - Precision Shim
11.000 x 17.000 mm (0.433 x 0.669 in.)				
11 +0.05/+0.23	17 -0.05/-0.23	0.1 +0.000/-0.030	W0110-FP-017-001-C - Hardness 170-225 HV. Precision.	Washers - Flat - Carbon Spring Steel - Precision Shim
11 +0.05/+0.23	17 -0.05/-0.23	0.15 +0.000/-0.040	* W0110-FP-017-0015-C - Hardness 170-225 HV. Precision.	Washers - Flat - Carbon Spring Steel - Precision Shim
11 +0.05/+0.23	17 -0.05/-0.23	0.2 +0.000/-0.040	W0110-FP-017-002-C - Hardness 170-225 HV. Precision.	Washers - Flat - Carbon Spring Steel - Precision Shim
11 +0.05/+0.23	17 -0.05/-0.23	0.25 +0.000/-0.040	* W0110-FP-017-0025-C - Hardness 170-225 HV. Precision.	Washers - Flat - Carbon Spring Steel - Precision Shim
11 +0.05/+0.23	17 -0.05/-0.23	0.3 +0.000/-0.050	W0110-FP-017-003-C - Hardness 170-225 HV. Precision.	Washers - Flat - Carbon Spring Steel - Precision Shim
11 +0.05/+0.23	17 -0.05/-0.23	0.5 +0.000/-0.050	W0110-FP-017-005-C - Hardness 170-225 HV. Precision.	Washers - Flat - Carbon Spring Steel - Precision Shim
11 +0.05/+0.23	17 -0.05/-0.23	1 +0.000/-0.050	W0110-FP-017-010-C - Hardness 170-225 HV. Precision.	Washers - Flat - Carbon Spring Steel - Precision Shim
11.940 x 15.770 mm (0.470 x 0.621 in.)				
11.94 +0.05/+0.23	15.77 -0.05/-0.127	0.13 +0.000/-0.030	* W0119-FP-016-0013-C - Precision.	Washers - Flat - Carbon Spring Steel - Precision Shim
11.94 +0.05/+0.23	15.77 -0.05/-0.127	0.38 +0.000/-0.050	* W0119-FP-016-004-C - Precision.	Washers - Flat - Carbon Spring Steel - Precision Shim
12.000 x 14.000 mm (0.472 x 0.551 in.)				
12 +0.005/+0.30	14 -0.05/-0.20	0.2 +/- 0.015	W0120-FP-014-0020-S400 - Precision.	Washers - Flat - Stainless Steel - Precision Shim
12 +0.005/+0.30	14 -0.05/-0.20	0.22 +/- 0.015	W0120-FP-014-0022-S400 - Precision.	Washers - Flat - Stainless Steel - Precision Shim
12 +0.005/+0.30	14 -0.05/-0.20	0.25 +/- 0.015	W0120-FP-014-0025-S400 - Precision.	Washers - Flat - Stainless Steel - Precision Shim

 Stocked or Short Delivery


 Usually Available

 Long delivery or not in current production


* Large Minimum Quantities

** Available only while stock lasts

Nom. ID	Nom. OD	Thickness/Length	Part Number	Type
12.000 x 18.000 mm (0.472 x 0.709 in.)				
12 +0.05/+0.23	18 -0.05/-0.23	0.1 +0.000/-0.030	W0120-FP-018-001-C - Hardness 170-225 HV. Precision.	Washers - Flat - Carbon Spring Steel - Precision Shim
12 +0.05/+0.23	18 -0.05/-0.23	0.15 +0.000/-0.040	* W0120-FP-018-0015-C - Hardness 170-225 HV. Precision.	Washers - Flat - Carbon Spring Steel - Precision Shim
12 +0.05/+0.23	18 -0.05/-0.23	0.2 +0.000/-0.040	W0120-FP-018-002-C - Hardness 170-225 HV. Precision.	Washers - Flat - Carbon Spring Steel - Precision Shim
12 +0.05/+0.23	18 -0.05/-0.23	0.25 +0.000/-0.040	* W0120-FP-018-0025-C - Hardness 170-225 HV. Precision.	Washers - Flat - Carbon Spring Steel - Precision Shim
12 +0.05/+0.23	18 -0.05/-0.23	0.3 +0.000/-0.050	W0120-FP-018-003-C - Hardness 170-225 HV. Precision.	Washers - Flat - Carbon Spring Steel - Precision Shim
12 +0.05/+0.23	18 -0.05/-0.23	0.5 +0.000/-0.050	W0120-FP-018-005-C - Hardness 170-225 HV. Precision.	Washers - Flat - Carbon Spring Steel - Precision Shim
12 +0.05/+0.23	18 -0.05/-0.23	1 +0.000/-0.050	W0120-FP-018-010-C - Hardness 170-225 HV. Precision.	Washers - Flat - Carbon Spring Steel - Precision Shim
12.000 x 20.000 mm (0.472 x 0.787 in.)				
12 +0.05/+0.23	20 -0.05/-0.23	0.25 +/-0.05	* W0120-FP-020-003-C -	Washers - Flat - Carbon Spring Steel - Precision Shim
12 +0.05/+0.23	20 -0.05/-0.23	0.5 +/-0.05	* W0120-FP-020-005-C -	Washers - Flat - Carbon Spring Steel - Precision Shim
12 +0.05/+0.23	20 -0.05/-0.23	1 +/-0.05	* W0120-FP-020-010-C -	Washers - Flat - Carbon Spring Steel - Precision Shim
12 +0.05/+0.23	20 -0.05/-0.23	3 +/-0.05	* W0120-FP-020-030-C -	Washers - Flat - Carbon Spring Steel - Precision Shim
12 +0.05/+0.23	20 -0.05/-0.23	5 +/-0.05	** W0120-FP-020-050-C -	Washers - Flat - Carbon Spring Steel - Precision Shim
12 +0.05/+0.23	20 -0.05/-0.23	10 +/-0.05	* W0120-FP-020-100-C -	Washers - Flat - Carbon Spring Steel - Precision Shim
12.000 x 24.000 mm (0.472 x 0.945 in.)				
12 +0.05/+0.23	24 -0.05/-0.23	0.25 +/-0.05	* W0120-FP-024-003-C -	Washers - Flat - Carbon Spring Steel - Precision Shim
12 +0.05/+0.23	24 -0.05/-0.23	0.5 +/-0.05	* W0120-FP-024-005-C -	Washers - Flat - Carbon Spring Steel - Precision Shim
12 +0.05/+0.23	24 -0.05/-0.23	1 +/-0.05	* W0120-FP-024-010-C -	Washers - Flat - Carbon Spring Steel - Precision Shim
12 +0.05/+0.23	24 -0.05/-0.23	3 +/-0.05	* W0120-FP-024-030-C -	Washers - Flat - Carbon Spring Steel - Precision Shim
12 +0.05/+0.23	24 -0.05/-0.23	5 +/-0.05	* W0120-FP-024-050-C -	Washers - Flat - Carbon Spring Steel - Precision Shim
12 +0.05/+0.23	24 -0.05/-0.23	10 +/-0.05	* W0120-FP-024-100-C -	Washers - Flat - Carbon Spring Steel - Precision Shim
12.700 x 15.875 mm (0.500 x 0.625 in.)				
12.7 +0.005/+0.30	15.875 -0.05/-0.20	0.08 +/-0.025	** W0127-FP-016-0008-S2 - Precision.	Washers - Flat - Stainless Steel - Precision Shim
12.7 +0.005/+0.30	15.875 -0.05/-0.20	0.13 +/-0.025	** W0127-FP-016-0013-S2 - Precision.	Washers - Flat - Stainless Steel - Precision Shim
12.7 +0.005/+0.30	15.875 -0.05/-0.20	0.18 +/-0.025	** W0127-FP-016-0018-S2 - Precision.	Washers - Flat - Stainless Steel - Precision Shim
12.7 +0.005/+0.30	15.875 -0.05/-0.20	0.25 +/-0.025	* W0127-FP-016-0025-S2 - Precision.	Washers - Flat - Stainless Steel - Precision Shim
12.7 +0.005/+0.30	15.875 -0.05/-0.20	0.51 +/-0.025	** W0127-FP-016-005-S2 - Precision.	Washers - Flat - Stainless Steel - Precision Shim
12.700 x 18.750 mm (0.500 x 0.738 in.)				
12.7 +0.153/+0.025	18.75 -0.05/-0.127	0.13 +0.000/-0.030	** W0127-FP-019-0013A-C - Precision.	Washers - Flat - Carbon Spring Steel - Precision Shim
12.7 +0.153/+0.025	18.75 -0.05/-0.127	0.38 +0.000/-0.050	* W0127-FP-019-004A-C - Precision.	Washers - Flat - Carbon Spring Steel - Precision Shim
12.7 +0.153/+0.025	18.75 -0.05/-0.127	0.81 +0.000/-0.050	* W0127-FP-019-008A-C - Precision.	Washers - Flat - Carbon Spring Steel - Precision Shim
12.700 x 19.050 mm (0.500 x 0.750 in.)				
12.7 +0.152/+0.025	19.05 -0.05/-0.127	0.03 +0.000/-0.010	** W0127-FP-019-0003-C - Hardness RB80 Minimum. Precision.	Washers - Flat - Carbon Spring Steel - Precision Shim
12.7 +0.152/+0.025	19.05 -0.05/-0.127	0.05 +0.000/-0.020	W0127-FP-019-0005-C - Hardness RB80 Minimum. Precision.	Washers - Flat - Carbon Spring Steel - Precision Shim
12.7 +0.152/+0.025	19.05 -0.05/-0.127	0.08 +0.000/-0.030	W0127-FP-019-0008-C - Hardness RB80 Minimum. Precision.	Washers - Flat - Carbon Spring Steel - Precision Shim

 Stocked or Short Delivery

 Usually Available

 Long delivery or not in current production

* Large Minimum Quantities

** Available only while stock lasts

Nom. ID	Nom. OD	Thickness/Length	Part Number	Type
12.700 x 19.050 mm (0.500 x 0.750 in.)				
12.7 +0.152/+0.025	19.05 -0.05/-0.127	0.1 +0.000/-0.030	W0127-FP-019-001-C - Hardness RB80 Minimum. Precision.	Washers - Flat - Carbon Spring Steel - Precision Shim
12.7 +0.152/+0.025	19.05 -0.05/-0.127	0.13 +0.000/-0.030	W0127-FP-019-0013C-C - Hardness RB80 Minimum. Precision.	Washers - Flat - Carbon Spring Steel - Precision Shim
12.7 +0.152/+0.025	19.05 -0.05/-0.127	0.15 +0.000/-0.040	* W0127-FP-019-0015-C - Hardness RB80 Minimum. Precision.	Washers - Flat - Carbon Spring Steel - Precision Shim
12.7 +0.152/+0.025	19.05 -0.05/-0.127	0.18 +0.000/-0.040	* W0127-FP-019-0018-C - Hardness RB80 Minimum. Precision.	Washers - Flat - Carbon Spring Steel - Precision Shim
12.7 +0.152/+0.025	19.05 -0.05/-0.127	0.2 +0.000/-0.040	* W0127-FP-019-002-C - Hardness RB80 Minimum. Precision.	Washers - Flat - Carbon Spring Steel - Precision Shim
12.7 +0.152/+0.025	19.05 -0.05/-0.127	0.25 +0.000/-0.040	W0127-FP-019-0025-C - Hardness RB80 Minimum. Precision.	Washers - Flat - Carbon Spring Steel - Precision Shim
12.7 +0.152/+0.025	19.05 -0.05/-0.127	0.31 +0.000/-0.050	** W0127-FP-019-003-C - Hardness RB80 Minimum. Precision.	Washers - Flat - Carbon Spring Steel - Precision Shim
12.7 +0.152/+0.025	19.05 -0.05/-0.127	0.38 +0.000/-0.050	W0127-FP-019-004-C - Hardness RB80 Minimum. Precision.	Washers - Flat - Carbon Spring Steel - Precision Shim
12.7 +0.152/+0.025	19.05 -0.05/-0.127	0.51 +0.000/-0.050	W0127-FP-019-005-C - Hardness RB80 Minimum. Precision.	Washers - Flat - Carbon Spring Steel - Precision Shim
12.7 +0.152/+0.025	19.05 -0.05/-0.127	0.64 +0.000/-0.050	W0127-FP-019-0064-C - Hardness RB80 Minimum. Precision.	Washers - Flat - Carbon Spring Steel - Precision Shim
12.7 +0.152/+0.025	19.05 -0.05/-0.127	0.79 +0.000/-0.050	W0127-FP-019-008-C - Hardness RB80 Minimum. Precision.	Washers - Flat - Carbon Spring Steel - Precision Shim
12.7 +0.152/+0.025	19.05 -0.05/-0.127	0.81 +0.000/-0.050	* W0127-FP-019-008PC-C - Hardness RB80 Minimum. Precision.	Washers - Flat - Carbon Spring Steel - Precision Shim
12.7 +0.152/+0.025	19.05 -0.05/-0.127	1.19 +0.000/-0.070	W0127-FP-019-012-C - Hardness RB80 Minimum. Precision.	Washers - Flat - Carbon Spring Steel - Precision Shim
12.7 +0.152/+0.025	19.05 -0.05/-0.127	1.58 +0.000/-0.070	W0127-FP-019-016-C - Hardness RB80 Minimum. Precision.	Washers - Flat - Carbon Spring Steel - Precision Shim
12.7 +0.152/+0.025	19.05 -0.05/-0.127	2.36 +0.000/-0.070	W0127-FP-019-0236-C - Hardness RB80 Minimum. Precision.	Washers - Flat - Carbon Spring Steel - Precision Shim
12.7 +0.152/+0.025	19.05 -0.05/-0.127	3.18 +0.000/-0.070	W0127-FP-019-032-C - Hardness RB80 Minimum. Precision.	Washers - Flat - Carbon Spring Steel - Precision Shim
13.000 x 15.000 mm (0.512 x 0.591 in.)				
13 +0.005/+0.30	15 -0.05/-0.20	0.2 +/- 0.015	W0130-FP-015-0020-S400 - Precision.	Washers - Flat - Stainless Steel - Precision Shim
13 +0.005/+0.30	15 -0.05/-0.20	0.22 +/- 0.015	W0130-FP-015-0022-S400 - Precision.	Washers - Flat - Stainless Steel - Precision Shim
13 +0.005/+0.30	15 -0.05/-0.20	0.25 +/- 0.015	W0130-FP-015-0025-S400 - Precision.	Washers - Flat - Stainless Steel - Precision Shim
13.000 x 19.000 mm (0.512 x 0.748 in.)				
13 +0.05/+0.23	19 -0.065/-0.275	0.1 +0.000/-0.030	W0130-FP-019-001-C - Hardness 170-225 HV. Precision.	Washers - Flat - Carbon Spring Steel - Precision Shim
13 +0.05/+0.23	19 -0.065/-0.275	0.15 +0.000/-0.040	* W0130-FP-019-0015-C - Hardness 170-225 HV. Precision.	Washers - Flat - Carbon Spring Steel - Precision Shim
13 +0.05/+0.23	19 -0.065/-0.275	0.2 +0.000/-0.040	W0130-FP-019-002-C - Hardness 170-225 HV. Precision.	Washers - Flat - Carbon Spring Steel - Precision Shim
13 +0.05/+0.23	19 -0.065/-0.275	0.25 +0.000/-0.040	* W0130-FP-019-0025-C - Hardness 170-225 HV. Precision.	Washers - Flat - Carbon Spring Steel - Precision Shim
13 +0.05/+0.23	19 -0.065/-0.275	0.3 +0.000/-0.050	W0130-FP-019-003-C - Hardness 170-225 HV. Precision.	Washers - Flat - Carbon Spring Steel - Precision Shim
13 +0.05/+0.23	19 -0.065/-0.275	0.5 +0.000/-0.050	W0130-FP-019-005-C - Hardness 170-225 HV. Precision.	Washers - Flat - Carbon Spring Steel - Precision Shim
13 +0.05/+0.23	19 -0.065/-0.275	1 +0.000/-0.050	W0130-FP-019-010-C - Hardness 170-225 HV. Precision.	Washers - Flat - Carbon Spring Steel - Precision Shim
13 +0.05/+0.23	19 -0.065/-0.275	1.2 +0.000/-0.070	* W0130-FP-019-012-C - Hardness 170-225 HV. Precision.	Washers - Flat - Carbon Spring Steel - Precision Shim
14.000 x 16.000 mm (0.551 x 0.630 in.)				
14 +0.005/+0.30	16 -0.065/-0.275	0.22 +/- 0.015	W0140-FP-016-0022-S400 - Precision.	Washers - Flat - Stainless Steel - Precision Shim
14 +0.005/+0.30	16 -0.065/-0.275	0.25 +/- 0.015	W0140-FP-016-0025-S400 - Precision.	Washers - Flat - Stainless Steel - Precision Shim
14 +0.005/+0.30	16 -0.065/-0.275	0.3 +/- 0.015	W0140-FP-016-0030-S400 - Precision.	Washers - Flat - Stainless Steel - Precision Shim
14.000 x 20.000 mm (0.551 x 0.787 in.)				
14 +0.05/+0.23	20 -0.065/-0.275	0.1 +0.000/-0.030	W0140-FP-020-001-C - Hardness 170-225 HV. Precision.	Washers - Flat - Carbon Spring Steel - Precision Shim



Stocked or Short Delivery



Usually Available




Long delivery or not in current production


* Large Minimum Quantities

** Available only while stock lasts

Nom. ID	Nom. OD	Thickness/Length	Part Number	Type
14.000 x 20.000 mm (0.551 x 0.787 in.)				
14 +0.05/+0.23	20 -0.065/-0.275	0.15 +0.000/-0.040	* W0140-FP-020-0015-C - Hardness 170-225 HV. Precision.	Washers - Flat - Carbon Spring Steel - Precision Shim
14 +0.05/+0.23	20 -0.065/-0.275	0.2 +0.000/-0.040	W0140-FP-020-002-C - Hardness 170-225 HV. Precision.	Washers - Flat - Carbon Spring Steel - Precision Shim
14 +0.05/+0.23	20 -0.065/-0.275	0.25 +0.000/-0.040	* W0140-FP-020-0025-C - Hardness 170-225 HV. Precision.	Washers - Flat - Carbon Spring Steel - Precision Shim
14 +0.05/+0.23	20 -0.065/-0.275	0.3 +0.000/-0.050	W0140-FP-020-003-C - Hardness 170-225 HV. Precision.	Washers - Flat - Carbon Spring Steel - Precision Shim
14 +0.05/+0.23	20 -0.065/-0.275	0.5 +0.000/-0.050	W0140-FP-020-005-C - Hardness 170-225 HV. Precision.	Washers - Flat - Carbon Spring Steel - Precision Shim
14 +0.05/+0.23	20 -0.065/-0.275	1 +0.000/-0.050	W0140-FP-020-010-C - Hardness 170-225 HV. Precision.	Washers - Flat - Carbon Spring Steel - Precision Shim
14 +0.05/+0.23	20 -0.065/-0.275	1.2 +0.000/-0.070	* W0140-FP-020-012-C - Hardness 170-225 HV. Precision.	Washers - Flat - Carbon Spring Steel - Precision Shim
15.000 x 17.000 mm (0.591 x 0.669 in.)				
15 +0.005/+0.30	17 -0.05/-0.20	0.22 +/- 0.015	W0150-FP-017-0022-S400 - Precision.	Washers - Flat - Stainless Steel - Precision Shim
15 +0.005/+0.30	17 -0.05/-0.20	0.25 +/- 0.015	W0150-FP-017-0025-S400 - Precision.	Washers - Flat - Stainless Steel - Precision Shim
15 +0.005/+0.30	17 -0.05/-0.20	0.3 +/- 0.015	W0150-FP-017-0030-S400 - Precision.	Washers - Flat - Stainless Steel - Precision Shim
15.000 x 21.000 mm (0.591 x 0.827 in.)				
15 +0.05/+0.23	21 -0.065/-0.275	0.1 +0.000/-0.030	W0150-FP-021-001-C - Hardness 170-225 HV. Precision.	Washers - Flat - Carbon Spring Steel - Precision Shim
15 +0.05/+0.23	21 -0.065/-0.275	0.15 +0.000/-0.040	* W0150-FP-021-0015-C - Hardness 170-225 HV. Precision.	Washers - Flat - Carbon Spring Steel - Precision Shim
15 +0.05/+0.23	21 -0.065/-0.275	0.2 +0.000/-0.040	W0150-FP-021-002-C - Hardness 170-225 HV. Precision.	Washers - Flat - Carbon Spring Steel - Precision Shim
15 +0.05/+0.23	21 -0.065/-0.275	0.25 +0.000/-0.040	* W0150-FP-021-0025-C - Hardness 170-225 HV. Precision.	Washers - Flat - Carbon Spring Steel - Precision Shim
15 +0.05/+0.23	21 -0.065/-0.275	0.3 +0.000/-0.050	W0150-FP-021-003-C - Hardness 170-225 HV. Precision.	Washers - Flat - Carbon Spring Steel - Precision Shim
15 +0.05/+0.23	21 -0.065/-0.275	0.5 +0.000/-0.050	W0150-FP-021-005-C - Hardness 170-225 HV. Precision.	Washers - Flat - Carbon Spring Steel - Precision Shim
15 +0.05/+0.23	21 -0.065/-0.275	1 +0.000/-0.050	W0150-FP-021-010-C - Hardness 170-225 HV. Precision.	Washers - Flat - Carbon Spring Steel - Precision Shim
15 +0.05/+0.23	21 -0.065/-0.275	1.2 +0.000/-0.070	* W0150-FP-021-012-C - Hardness 170-225 HV. Precision.	Washers - Flat - Carbon Spring Steel - Precision Shim
15.000 x 22.000 mm (0.591 x 0.866 in.)				
15 +0.05/+0.23	22 -0.065/-0.275	0.1 +0.000/-0.030	W0150-FP-022-001-C - Hardness 170-225 HV. Precision.	Washers - Flat - Carbon Spring Steel - Precision Shim
15 +0.05/+0.23	22 -0.065/-0.275	0.15 +0.000/-0.040	* W0150-FP-022-0015-C - Hardness 170-225 HV. Precision.	Washers - Flat - Carbon Spring Steel - Precision Shim
15 +0.05/+0.23	22 -0.065/-0.275	0.2 +0.000/-0.040	W0150-FP-022-002-C - Hardness 170-225 HV. Precision.	Washers - Flat - Carbon Spring Steel - Precision Shim
15 +0.05/+0.23	22 -0.065/-0.275	0.25 +0.000/-0.040	* W0150-FP-022-0025-C - Hardness 170-225 HV. Precision.	Washers - Flat - Carbon Spring Steel - Precision Shim
15 +0.05/+0.23	22 -0.065/-0.275	0.3 +0.000/-0.050	W0150-FP-022-003-C - Hardness 170-225 HV. Precision.	Washers - Flat - Carbon Spring Steel - Precision Shim
15 +0.05/+0.23	22 -0.065/-0.275	0.5 +0.000/-0.050	W0150-FP-022-005-C - Hardness 170-225 HV. Precision.	Washers - Flat - Carbon Spring Steel - Precision Shim
15 +0.05/+0.23	22 -0.065/-0.275	1 +0.000/-0.050	W0150-FP-022-010-C - Hardness 170-225 HV. Precision.	Washers - Flat - Carbon Spring Steel - Precision Shim
15 +0.05/+0.23	22 -0.065/-0.275	1.2 +0.000/-0.070	* W0150-FP-022-012-C - Hardness 170-225 HV. Precision.	Washers - Flat - Carbon Spring Steel - Precision Shim
15 +0.05/+0.23	22 -0.065/-0.275	1.5 +0.000/-0.070	* W0150-FP-022-015-C - Hardness 170-225 HV. Precision.	Washers - Flat - Carbon Spring Steel - Precision Shim
15 +0.05/+0.23	22 -0.065/-0.275	2 +0.000/-0.070	* W0150-FP-022-020-C - Hardness 170-225 HV. Precision.	Washers - Flat - Carbon Spring Steel - Precision Shim
15.140 x 18.950 mm (0.596 x 0.746 in.)				
15.14 +0.153/+0.025	18.95 -0.05/-0.127	0.13 +0.000/-0.030	* W0151-FP-019-0013B-C - Precision.	Washers - Flat - Carbon Spring Steel - Precision Shim
15.14 +0.153/+0.025	18.95 -0.05/-0.127	0.38 +0.000/-0.050	* W0151-FP-019-004B-C - Precision.	Washers - Flat - Carbon Spring Steel - Precision Shim

 Stocked or Short Delivery

 Usually Available

 Long delivery or not in current production

* Large Minimum Quantities

** Available only while stock lasts

Nom. ID	Nom. OD	Thickness/Length	Part Number	Type
15.875 x 22.100 mm (0.625 x 0.875 in.)				
15.875 +0.153/+0.025	22.1 -0.05/-0.127	0.13 +0.000/-0.030	** W0159-FP-022-0013-C - Precision.	Washers - Flat - Carbon Spring Steel - Precision Shim
15.875 +0.153/+0.025	22.1 -0.05/-0.127	0.38 +0.000/-0.050	* W0159-FP-022-004-C - Precision.	Washers - Flat - Carbon Spring Steel - Precision Shim
15.875 +0.153/+0.025	22.1 -0.05/-0.127	0.81 +0.000/-0.050	* W0159-FP-022-008-C - Precision.	Washers - Flat - Carbon Spring Steel - Precision Shim
15.875 x 22.225 mm (0.625 x 0.875 in.)				
15.875 +0.40/-0.0	22.225 -0.05/-0.20	0.08 +/-0.025	* W0159-FP-022-0008-S2 - Precision.	Washers - Flat - Stainless Steel - Precision Shim
15.875 +0.40/-0.0	22.225 -0.05/-0.20	0.13 +/-0.025	* W0159-FP-022-0013-S2 - Precision.	Washers - Flat - Stainless Steel - Precision Shim
15.875 +0.40/-0.0	22.225 -0.05/-0.20	0.18 +/-0.025	* W0159-FP-022-0018-S2 - Precision.	Washers - Flat - Stainless Steel - Precision Shim
15.875 +0.40/-0.0	22.225 -0.05/-0.20	0.25 +/-0.025	* W0159-FP-022-0025-S2 - Precision.	Washers - Flat - Stainless Steel - Precision Shim
15.875 +0.40/-0.0	22.225 -0.05/-0.20	0.51 +/-0.025	* W0159-FP-022-005-S2 - Precision.	Washers - Flat - Stainless Steel - Precision Shim
15.875 x 25.400 mm (0.625 x 1.000 in.)				
15.875 +0.152/+0.025	25.4 -0.05/-0.127	0.03 +0.000/-0.010	W0159-FP-025-0003-C - Hardness RB80 Minimum. Precision.	Washers - Flat - Carbon Spring Steel - Precision Shim
15.875 +0.152/+0.025	25.4 -0.05/-0.127	0.05 +0.000/-0.020	W0159-FP-025-0005-C - Hardness RB80 Minimum. Precision.	Washers - Flat - Carbon Spring Steel - Precision Shim
15.875 +0.152/+0.025	25.4 -0.05/-0.127	0.08 +0.000/-0.030	W0159-FP-025-0008-C - Hardness RB80 Minimum. Precision.	Washers - Flat - Carbon Spring Steel - Precision Shim
15.875 +0.152/+0.025	25.4 -0.05/-0.127	0.1 +0.000/-0.030	* W0159-FP-025-001-C - Hardness RB80 Minimum. Precision.	Washers - Flat - Carbon Spring Steel - Precision Shim
15.875 +0.152/+0.025	25.4 -0.05/-0.127	0.13 +0.000/-0.030	** W0159-FP-025-0013-C - Hardness RB80 Minimum. Precision.	Washers - Flat - Carbon Spring Steel - Precision Shim
15.875 +0.152/+0.025	25.4 -0.05/-0.127	0.15 +0.000/-0.040	** W0159-FP-025-0015-C - Hardness RB80 Minimum. Precision.	Washers - Flat - Carbon Spring Steel - Precision Shim
15.875 +0.152/+0.025	25.4 -0.05/-0.127	0.18 +0.000/-0.040	* W0159-FP-025-0018-C - Hardness RB80 Minimum. Precision.	Washers - Flat - Carbon Spring Steel - Precision Shim
15.875 +0.152/+0.025	25.4 -0.05/-0.127	0.2 +0.000/-0.040	W0159-FP-025-002-C - Hardness RB80 Minimum. Precision.	Washers - Flat - Carbon Spring Steel - Precision Shim
15.875 +0.152/+0.025	25.4 -0.05/-0.127	0.25 +0.000/-0.040	** W0159-FP-025-0025-C - Hardness RB80 Minimum. Precision.	Washers - Flat - Carbon Spring Steel - Precision Shim
15.875 +0.152/+0.025	25.4 -0.05/-0.127	0.31 +0.000/-0.050	* W0159-FP-025-003-C - Hardness RB80 Minimum. Precision.	Washers - Flat - Carbon Spring Steel - Precision Shim
15.875 +0.152/+0.025	25.4 -0.05/-0.127	0.38 +0.000/-0.050	W0159-FP-025-004-C - Hardness RB80 Minimum. Precision.	Washers - Flat - Carbon Spring Steel - Precision Shim
15.875 +0.152/+0.025	25.4 -0.05/-0.127	0.51 +0.000/-0.050	W0159-FP-025-005-C - Hardness RB80 Minimum. Precision.	Washers - Flat - Carbon Spring Steel - Precision Shim
15.875 +0.152/+0.025	25.4 -0.05/-0.127	0.64 +0.000/-0.050	W0159-FP-025-0064-C - Hardness RB80 Minimum. Precision.	Washers - Flat - Carbon Spring Steel - Precision Shim
15.875 +0.152/+0.025	25.4 -0.05/-0.127	0.79 +0.000/-0.050	W0159-FP-025-0079-C - Hardness RB80 Minimum. Precision.	Washers - Flat - Carbon Spring Steel - Precision Shim
15.875 +0.152/+0.025	25.4 -0.05/-0.127	0.81 +0.000/-0.050	* W0159-FP-025-008-C - Hardness RB80 Minimum. Precision.	Washers - Flat - Carbon Spring Steel - Precision Shim
15.875 +0.152/+0.025	25.4 -0.05/-0.127	1.19 +0.000/-0.070	W0159-FP-025-012-C - Hardness RB80 Minimum. Precision.	Washers - Flat - Carbon Spring Steel - Precision Shim
15.875 +0.152/+0.025	25.4 -0.05/-0.127	1.58 +0.000/-0.070	W0159-FP-025-016-C - Hardness RB80 Minimum. Precision.	Washers - Flat - Carbon Spring Steel - Precision Shim
15.875 +0.152/+0.025	25.4 -0.05/-0.127	2.36 +0.000/-0.070	W0159-FP-025-0236-C - Hardness RB80 Minimum. Precision.	Washers - Flat - Carbon Spring Steel - Precision Shim
15.875 +0.152/+0.025	25.4 -0.05/-0.127	3.18 +0.000/-0.070	W0159-FP-025-032-C - Hardness RB80 Minimum. Precision.	Washers - Flat - Carbon Spring Steel - Precision Shim
16.000 x 19.000 mm (0.630 x 0.748 in.)				
16 +0.005/+0.30	19 -0.05/-0.20	0.25 +/- 0.015	W0160-FP-019-0025-S400 - Precision.	Washers - Flat - Stainless Steel - Precision Shim
16 +0.005/+0.30	19 -0.05/-0.20	0.3 +/- 0.015	W0160-FP-019-0030-S400 - Precision.	Washers - Flat - Stainless Steel - Precision Shim
16 +0.005/+0.30	19 -0.05/-0.20	0.35 +/- 0.015	W0160-FP-019-0035-S400 - Precision.	Washers - Flat - Stainless Steel - Precision Shim
16.000 x 22.000 mm (0.630 x 0.866 in.)				
16 +0.05/+0.23	22 -0.065/-0.275	0.1 +0.000/-0.030	W0160-FP-022-001-C - Hardness 170-225 HV. Precision.	Washers - Flat - Carbon Spring Steel - Precision Shim



Stocked or Short Delivery



Usually Available



Long delivery or not in current production

* Large Minimum Quantities

** Available only while stock lasts

Nom. ID	Nom. OD	Thickness/Length	Part Number	Type
16.000 x 22.000 mm (0.630 x 0.866 in.)				
16 +0.05/+0.23	22 -0.065/-0.275	0.15 +0.000/-0.040	** W0160-FP-022-0015-C - Hardness 170-225 HV. Precision.	Washers - Flat - Carbon Spring Steel - Precision Shim
16 +0.05/+0.23	22 -0.065/-0.275	0.2 +0.000/-0.040	W0160-FP-022-002-C - Hardness 170-225 HV. Precision.	Washers - Flat - Carbon Spring Steel - Precision Shim
16 +0.05/+0.23	22 -0.065/-0.275	0.25 +0.000/-0.040	** W0160-FP-022-0025-C - Hardness 170-225 HV. Precision.	Washers - Flat - Carbon Spring Steel - Precision Shim
16 +0.05/+0.23	22 -0.065/-0.275	0.3 +0.000/-0.050	W0160-FP-022-003-C - Hardness 170-225 HV. Precision.	Washers - Flat - Carbon Spring Steel - Precision Shim
16 +0.05/+0.23	22 -0.065/-0.275	0.5 +0.000/-0.050	W0160-FP-022-005-C - Hardness 170-225 HV. Precision.	Washers - Flat - Carbon Spring Steel - Precision Shim
16 +0.05/+0.23	22 -0.065/-0.275	1 +0.000/-0.050	W0160-FP-022-010-C - Hardness 170-225 HV. Precision.	Washers - Flat - Carbon Spring Steel - Precision Shim
16 +0.05/+0.23	22 -0.065/-0.275	1.2 +0.000/-0.070	* W0160-FP-022-012-C - Hardness 170-225 HV. Precision.	Washers - Flat - Carbon Spring Steel - Precision Shim
17.000 x 24.000 mm (0.669 x 0.945 in.)				
17 +0.05/+0.23	24 -0.065/-0.275	0.1 +0.000/-0.030	W0170-FP-024-001-C - Hardness 170-225 HV. Precision.	Washers - Flat - Carbon Spring Steel - Precision Shim
17 +0.05/+0.23	24 -0.065/-0.275	0.15 +0.000/-0.040	* W0170-FP-024-0015-C - Hardness 170-225 HV. Precision.	Washers - Flat - Carbon Spring Steel - Precision Shim
17 +0.05/+0.23	24 -0.065/-0.275	0.2 +0.000/-0.040	W0170-FP-024-002-C - Hardness 170-225 HV. Precision.	Washers - Flat - Carbon Spring Steel - Precision Shim
17 +0.05/+0.23	24 -0.065/-0.275	0.25 +0.000/-0.040	* W0170-FP-024-0025-C - Hardness 170-225 HV. Precision.	Washers - Flat - Carbon Spring Steel - Precision Shim
17 +0.05/+0.23	24 -0.065/-0.275	0.3 +0.000/-0.050	W0170-FP-024-003-C - Hardness 170-225 HV. Precision.	Washers - Flat - Carbon Spring Steel - Precision Shim
17 +0.05/+0.23	24 -0.065/-0.275	0.5 +0.000/-0.050	W0170-FP-024-005-C - Hardness 170-225 HV. Precision.	Washers - Flat - Carbon Spring Steel - Precision Shim
17 +0.05/+0.23	24 -0.065/-0.275	1 +0.000/-0.050	W0170-FP-024-010-C - Hardness 170-225 HV. Precision.	Washers - Flat - Carbon Spring Steel - Precision Shim
17 +0.05/+0.23	24 -0.065/-0.275	1.2 +0.000/-0.070	* W0170-FP-024-012-C - Hardness 170-225 HV. Precision.	Washers - Flat - Carbon Spring Steel - Precision Shim
18.000 x 25.000 mm (0.709 x 0.984 in.)				
18 +0.05/+0.23	25 -0.065/-0.275	0.1 +0.000/-0.030	W0180-FP-025-001-C - Hardness 170-225 HV. Precision.	Washers - Flat - Carbon Spring Steel - Precision Shim
18 +0.05/+0.23	25 -0.065/-0.275	0.15 +0.000/-0.040	* W0180-FP-025-0015-C - Hardness 170-225 HV. Precision.	Washers - Flat - Carbon Spring Steel - Precision Shim
18 +0.05/+0.23	25 -0.065/-0.275	0.2 +0.000/-0.040	W0180-FP-025-002-C - Hardness 170-225 HV. Precision.	Washers - Flat - Carbon Spring Steel - Precision Shim
18 +0.05/+0.23	25 -0.065/-0.275	0.25 +0.000/-0.040	* W0180-FP-025-0025-C - Hardness 170-225 HV. Precision.	Washers - Flat - Carbon Spring Steel - Precision Shim
18 +0.05/+0.23	25 -0.065/-0.275	0.3 +0.000/-0.050	W0180-FP-025-003-C - Hardness 170-225 HV. Precision.	Washers - Flat - Carbon Spring Steel - Precision Shim
18 +0.05/+0.23	25 -0.065/-0.275	0.5 +0.000/-0.050	W0180-FP-025-005-C - Hardness 170-225 HV. Precision.	Washers - Flat - Carbon Spring Steel - Precision Shim
18 +0.05/+0.23	25 -0.065/-0.275	1 +0.000/-0.050	W0180-FP-025-010-C - Hardness 170-225 HV. Precision.	Washers - Flat - Carbon Spring Steel - Precision Shim
18 +0.05/+0.23	25 -0.065/-0.275	1.2 +0.000/-0.070	* W0180-FP-025-012-C - Hardness 170-225 HV. Precision.	Washers - Flat - Carbon Spring Steel - Precision Shim
19.000 x 26.000 mm (0.748 x 1.024 in.)				
19 +0.065/+0.275	26 -0.065/-0.275	0.1 +0.000/-0.030	W0190-FP-026-001-C - Hardness 170-225 HV. Precision.	Washers - Flat - Carbon Spring Steel - Precision Shim
19 +0.065/+0.275	26 -0.065/-0.275	0.15 +0.000/-0.040	* W0190-FP-026-0015-C - Hardness 170-225 HV. Precision.	Washers - Flat - Carbon Spring Steel - Precision Shim
19 +0.065/+0.275	26 -0.065/-0.275	0.2 +0.000/-0.040	W0190-FP-026-002-C - Hardness 170-225 HV. Precision.	Washers - Flat - Carbon Spring Steel - Precision Shim
19 +0.065/+0.275	26 -0.065/-0.275	0.25 +0.000/-0.040	** W0190-FP-026-0025-C - Hardness 170-225 HV. Precision.	Washers - Flat - Carbon Spring Steel - Precision Shim
19 +0.065/+0.275	26 -0.065/-0.275	0.3 +0.000/-0.050	W0190-FP-026-003-C - Hardness 170-225 HV. Precision.	Washers - Flat - Carbon Spring Steel - Precision Shim
19 +0.065/+0.275	26 -0.065/-0.275	0.5 +0.000/-0.050	W0190-FP-026-005-C - Hardness 170-225 HV. Precision.	Washers - Flat - Carbon Spring Steel - Precision Shim
19 +0.065/+0.275	26 -0.065/-0.275	1 +0.000/-0.050	W0190-FP-026-010-C - Hardness 170-225 HV. Precision.	Washers - Flat - Carbon Spring Steel - Precision Shim
19 +0.065/+0.275	26 -0.065/-0.275	1.2 +0.000/-0.070	** W0190-FP-026-012-C - Hardness 170-225 HV. Precision.	Washers - Flat - Carbon Spring Steel - Precision Shim

Stocked or Short Delivery

Usually Available

Long delivery or not in current production

* Large Minimum Quantities

** Available only while stock lasts

Nom. ID	Nom. OD	Thickness/Length	Part Number	Type
19.050 x 25.270 mm (0.750 x 0.995 in.)				
19.05 +0.153/+0.025	25.27 -0.05/-0.127	0.13 +0.000/-0.030	* W0191-FP-025-0013-C - Precision.	Washers - Flat - Carbon Spring Steel - Precision Shim
19.05 +0.153/+0.025	25.27 -0.05/-0.127	0.38 +0.000/-0.050	* W0191-FP-025-004-C - Precision.	Washers - Flat - Carbon Spring Steel - Precision Shim
19.05 +0.153/+0.025	25.27 -0.05/-0.127	0.81 +0.000/-0.050	* W0191-FP-025-008-C - Precision.	Washers - Flat - Carbon Spring Steel - Precision Shim
19.050 x 28.580 mm (0.750 x 1.125 in.)				
19.05 +0.152/+0.025	28.58 -0.05/-0.127	0.03 +0.000/-0.010	* W0191-FP-029-0003-C - Hardened RB80 Min. Precision.	Washers - Flat - Carbon Spring Steel - Precision Shim
19.05 +0.152/+0.025	28.58 -0.05/-0.127	0.05 +0.000/-0.020	** W0191-FP-029-0005-C - Hardness RB80 Minimum. Precision.	Washers - Flat - Carbon Spring Steel - Precision Shim
19.05 +0.152/+0.025	28.58 -0.05/-0.127	0.08 +0.000/-0.030	* W0191-FP-029-0008-C - Hardness RB80 Minimum. Precision.	Washers - Flat - Carbon Spring Steel - Precision Shim
19.05 +0.152/+0.025	28.58 -0.05/-0.127	0.1 +0.000/-0.030	W0191-FP-029-001-C - Hardness RB80 Minimum. Precision.	Washers - Flat - Carbon Spring Steel - Precision Shim
19.05 +0.152/+0.025	28.58 -0.05/-0.127	0.13 +0.000/-0.030	W0191-FP-029-0013-C - Hardness RB80 Minimum. Precision.	Washers - Flat - Carbon Spring Steel - Precision Shim
19.05 +0.152/+0.025	28.58 -0.05/-0.127	0.15 +0.000/-0.040	* W0191-FP-029-0015-C - Hardness RB80 Minimum. Precision.	Washers - Flat - Carbon Spring Steel - Precision Shim
19.05 +0.152/+0.025	28.58 -0.05/-0.127	0.18 +0.000/-0.040	* W0191-FP-029-0018-C - Hardened RB80 Min. Precision.	Washers - Flat - Carbon Spring Steel - Precision Shim
19.05 +0.152/+0.025	28.58 -0.05/-0.127	0.2 +0.000/-0.040	* W0191-FP-029-002-C - Hardened RB80 Min. Precision.	Washers - Flat - Carbon Spring Steel - Precision Shim
19.05 +0.152/+0.025	28.58 -0.05/-0.127	0.25 +0.000/-0.040	W0191-FP-029-0025-C - Hardness RB80 Minimum. Precision.	Washers - Flat - Carbon Spring Steel - Precision Shim
19.05 +0.152/+0.025	28.58 -0.05/-0.127	0.31 +0.000/-0.050	* W0191-FP-029-003-C - Hardened RB80 Min. Precision.	Washers - Flat - Carbon Spring Steel - Precision Shim
19.05 +0.152/+0.025	28.58 -0.05/-0.127	0.38 +0.000/-0.050	W0191-FP-029-004-C - Hardness RB80 Minimum. Precision.	Washers - Flat - Carbon Spring Steel - Precision Shim
19.05 +0.152/+0.025	28.58 -0.05/-0.127	0.51 +0.000/-0.050	** W0191-FP-029-005-C - Hardness RB80 Minimum. Precision.	Washers - Flat - Carbon Spring Steel - Precision Shim
19.05 +0.152/+0.025	28.58 -0.05/-0.127	0.64 +0.000/-0.050	W0191-FP-029-0064-C - Hardness RB80 Minimum. Precision.	Washers - Flat - Carbon Spring Steel - Precision Shim
19.05 +0.152/+0.025	28.58 -0.05/-0.127	0.79 +0.000/-0.050	W0191-FP-029-0079-C - Hardness RB80 Minimum. Precision.	Washers - Flat - Carbon Spring Steel - Precision Shim
19.05 +0.152/+0.025	28.58 -0.05/-0.127	0.81 +0.000/-0.050	* W0191-FP-029-008-C - Hardness RB80 Minimum. Precision.	Washers - Flat - Carbon Spring Steel - Precision Shim
19.05 +0.152/+0.025	28.58 -0.05/-0.127	1.19 +0.000/-0.070	* W0191-FP-029-012-C - Hardness RB80 Minimum. Precision.	Washers - Flat - Carbon Spring Steel - Precision Shim
19.05 +0.152/+0.025	28.58 -0.05/-0.127	1.58 +0.000/-0.070	* W0191-FP-029-016-C - Hardness RB80 Minimum. Precision.	Washers - Flat - Carbon Spring Steel - Precision Shim
19.05 +0.152/+0.025	28.58 -0.05/-0.127	2.36 +0.000/-0.070	* W0191-FP-029-0236-C - Hardness RB80 Minimum. Precision.	Washers - Flat - Carbon Spring Steel - Precision Shim
19.05 +0.152/+0.025	28.58 -0.05/-0.127	3.18 +0.000/-0.070	W0191-FP-029-032-C - Hardness RB80 Minimum. Precision.	Washers - Flat - Carbon Spring Steel - Precision Shim
20.000 x 28.000 mm (0.787 x 1.102 in.)				
20 +0.065/+0.275	28 -0.065/-0.275	0.1 +0.000/-0.030	W0200-FP-028-001-C - Hardness 170-225 HV. Precision.	Washers - Flat - Carbon Spring Steel - Precision Shim
20 +0.065/+0.275	28 -0.065/-0.275	0.15 +0.000/-0.040	** W0200-FP-028-0015-C - Hardness 170-225 HV. Precision.	Washers - Flat - Carbon Spring Steel - Precision Shim
20 +0.065/+0.275	28 -0.065/-0.275	0.2 +0.000/-0.040	W0200-FP-028-002-C - Hardness 170-225 HV. Precision.	Washers - Flat - Carbon Spring Steel - Precision Shim
20 +0.065/+0.275	28 -0.065/-0.275	0.25 +0.000/-0.040	** W0200-FP-028-0025-C - Hardness 170-225 HV. Precision.	Washers - Flat - Carbon Spring Steel - Precision Shim
20 +0.065/+0.275	28 -0.065/-0.275	0.3 +0.000/-0.050	W0200-FP-028-003-C - Hardness 170-225 HV. Precision.	Washers - Flat - Carbon Spring Steel - Precision Shim
20 +0.065/+0.275	28 -0.065/-0.275	0.5 +0.000/-0.050	W0200-FP-028-005-C - Hardness 170-225 HV. Precision.	Washers - Flat - Carbon Spring Steel - Precision Shim
20 +0.065/+0.275	28 -0.065/-0.275	1 +0.000/-0.050	W0200-FP-028-010-C - Hardness 170-225 HV. Precision.	Washers - Flat - Carbon Spring Steel - Precision Shim
20 +0.065/+0.275	28 -0.065/-0.275	1.2 +0.000/-0.070	** W0200-FP-028-012-C - Hardness 170-225 HV. Precision.	Washers - Flat - Carbon Spring Steel - Precision Shim
20 +0.065/+0.275	28 -0.065/-0.275	1.5 +0.000/-0.070	W0200-FP-028-015-C - Hardness 170-225 HV. Precision.	Washers - Flat - Carbon Spring Steel - Precision Shim
22.000 x 30.000 mm (0.866 x 1.181 in.)				
22 +0.065/+0.275	30 -0.065/-0.275	0.1 +0.000/-0.030	W0220-FP-030-001-C - Hardness 170-225 HV. Precision.	Washers - Flat - Carbon Spring Steel - Precision Shim

Stocked or Short Delivery

Usually Available

Long delivery or not in current production

* Large Minimum Quantities

** Available only while stock lasts

Nom. ID	Nom. OD	Thickness/Length	Part Number	Type
22.000 x 30.000 mm		(0.866 x 1.181 in.)		
22 +0.065/+0.275	30 -0.065/-0.275	0.15 +0.000/-0.040	* W0220-FP-030-0015-C - Hardness 170-225 HV. Precision.	Washers - Flat - Carbon Spring Steel - Precision Shim
22 +0.065/+0.275	30 -0.065/-0.275	0.2 +0.000/-0.040	W0220-FP-030-002-C - Hardness 170-225 HV. Precision.	Washers - Flat - Carbon Spring Steel - Precision Shim
22 +0.065/+0.275	30 -0.065/-0.275	0.25 +0.000/-0.040	* W0220-FP-030-0025-C - Hardness 170-225 HV. Precision.	Washers - Flat - Carbon Spring Steel - Precision Shim
22 +0.065/+0.275	30 -0.065/-0.275	0.3 +0.000/-0.050	W0220-FP-030-003-C - Hardness 170-225 HV. Precision.	Washers - Flat - Carbon Spring Steel - Precision Shim
22 +0.065/+0.275	30 -0.065/-0.275	0.5 +0.000/-0.050	W0220-FP-030-005-C - Hardness 170-225 HV. Precision.	Washers - Flat - Carbon Spring Steel - Precision Shim
22 +0.065/+0.275	30 -0.065/-0.275	1 +0.000/-0.050	W0220-FP-030-010-C - Hardness 170-225 HV. Precision.	Washers - Flat - Carbon Spring Steel - Precision Shim
22 +0.065/+0.275	30 -0.065/-0.275	1.2 +0.000/-0.070	** W0220-FP-030-012-C - Hardness 170-225 HV. Precision.	Washers - Flat - Carbon Spring Steel - Precision Shim
22 +0.065/+0.275	30 -0.065/-0.275	1.5 +0.000/-0.070	W0220-FP-030-015-C - Hardness 170-225 HV. Precision.	Washers - Flat - Carbon Spring Steel - Precision Shim
22.000 x 32.000 mm		(0.866 x 1.260 in.)		
22 +0.065/+0.275	32 -0.080/-0.330	0.1 +0.000/-0.030	W0220-FP-032-001-C - Hardness 170-225 HV. Precision.	Washers - Flat - Carbon Spring Steel - Precision Shim
22 +0.065/+0.275	32 -0.080/-0.330	0.15 +0.000/-0.040	* W0220-FP-032-0015-C - Hardness 170-225 HV. Precision.	Washers - Flat - Carbon Spring Steel - Precision Shim
22 +0.065/+0.275	32 -0.080/-0.330	0.2 +0.000/-0.040	W0220-FP-032-002-C - Hardness 170-225 HV. Precision.	Washers - Flat - Carbon Spring Steel - Precision Shim
22 +0.065/+0.275	32 -0.080/-0.330	0.25 +0.000/-0.040	* W0220-FP-032-0025-C - Hardness 170-225 HV. Precision.	Washers - Flat - Carbon Spring Steel - Precision Shim
22 +0.065/+0.275	32 -0.080/-0.330	0.3 +0.000/-0.050	W0220-FP-032-003-C - Hardness 170-225 HV. Precision.	Washers - Flat - Carbon Spring Steel - Precision Shim
22 +0.065/+0.275	32 -0.080/-0.330	0.5 +0.000/-0.050	W0220-FP-032-005-C - Hardness 170-225 HV. Precision.	Washers - Flat - Carbon Spring Steel - Precision Shim
22 +0.065/+0.275	32 -0.080/-0.330	1 +0.000/-0.050	W0220-FP-032-010-C - Hardness 170-225 HV. Precision.	Washers - Flat - Carbon Spring Steel - Precision Shim
22 +0.065/+0.275	32 -0.080/-0.330	1.2 +0.000/-0.070	* W0220-FP-032-012-C - Hardness 170-225 HV. Precision.	Washers - Flat - Carbon Spring Steel - Precision Shim
22 +0.065/+0.275	32 -0.080/-0.330	1.5 +0.000/-0.070	W0220-FP-032-015-C - Hardness 170-225 HV. Precision.	Washers - Flat - Carbon Spring Steel - Precision Shim
22.225 x 34.930 mm		(0.875 x 1.375 in.)		
22.225 +0.152/+0.025	34.93 -0.05/-0.127	0.03 +0.000/-0.010	* W0222-FP-035-0003-C - Hardness RB80 Minimum. Precision.	Washers - Flat - Carbon Spring Steel - Precision Shim
22.225 +0.152/+0.025	34.93 -0.05/-0.127	0.05 +0.000/-0.020	W0222-FP-035-0005-C - Hardness RB80 Minimum. Precision.	Washers - Flat - Carbon Spring Steel - Precision Shim
22.225 +0.152/+0.025	34.93 -0.05/-0.127	0.08 +0.000/-0.030	W0222-FP-035-0008-C - Hardness RB80 Minimum. Precision.	Washers - Flat - Carbon Spring Steel - Precision Shim
22.225 +0.152/+0.025	34.93 -0.05/-0.127	0.1 +0.000/-0.030	** W0222-FP-035-001-C - Hardness RB80 Minimum. Precision.	Washers - Flat - Carbon Spring Steel - Precision Shim
22.225 +0.152/+0.025	34.93 -0.05/-0.127	0.13 +0.000/-0.030	W0222-FP-035-0013-C - Hardness RB80 Minimum. Precision.	Washers - Flat - Carbon Spring Steel - Precision Shim
22.225 +0.152/+0.025	34.93 -0.05/-0.127	0.15 +0.000/-0.040	* W0222-FP-035-0015-C - Hardness RB80 Minimum. Precision.	Washers - Flat - Carbon Spring Steel - Precision Shim
22.225 +0.152/+0.025	34.93 -0.05/-0.127	0.18 +0.000/-0.040	* W0222-FP-035-0018-C - Hardness RB80 Minimum. Precision.	Washers - Flat - Carbon Spring Steel - Precision Shim
22.225 +0.152/+0.025	34.93 -0.05/-0.127	0.2 +0.000/-0.040	* W0222-FP-035-002-C - Hardened RB80 Min. Precision.	Washers - Flat - Carbon Spring Steel - Precision Shim
22.225 +0.152/+0.025	34.93 -0.05/-0.127	0.25 +0.000/-0.040	** W0222-FP-035-0025-C - Hardness RB80 Minimum. Precision.	Washers - Flat - Carbon Spring Steel - Precision Shim
22.225 +0.152/+0.025	34.93 -0.05/-0.127	0.31 +0.000/-0.050	* W0222-FP-035-003-C - Hardened RB80 Min. Precision.	Washers - Flat - Carbon Spring Steel - Precision Shim
22.225 +0.152/+0.025	34.93 -0.05/-0.127	0.38 +0.000/-0.050	* W0222-FP-035-004-C - Hardness RB80 Minimum. Precision.	Washers - Flat - Carbon Spring Steel - Precision Shim
22.225 +0.152/+0.025	34.93 -0.05/-0.127	0.51 +0.000/-0.050	* W0222-FP-035-005-C - Hardness RB80 Minimum. Precision.	Washers - Flat - Carbon Spring Steel - Precision Shim
22.225 +0.152/+0.025	34.93 -0.05/-0.127	0.64 +0.000/-0.050	* W0222-FP-035-0064-C - Hardness RB80 Minimum. Precision.	Washers - Flat - Carbon Spring Steel - Precision Shim
22.225 +0.152/+0.025	34.93 -0.05/-0.127	0.79 +0.000/-0.050	W0222-FP-035-0079-C - Hardness RB80 Minimum. Precision.	Washers - Flat - Carbon Spring Steel - Precision Shim
22.225 +0.152/+0.025	34.93 -0.05/-0.127	0.81 +0.000/-0.050	* W0222-FP-035-008-C - Hardness RB80 Minimum. Precision.	Washers - Flat - Carbon Spring Steel - Precision Shim
22.225 +0.152/+0.025	34.93 -0.05/-0.127	1.19 +0.000/-0.070	W0222-FP-035-012-C - Hardness RB80 Minimum. Precision.	Washers - Flat - Carbon Spring Steel - Precision Shim



Stocked or Short Delivery



Usually Available



Long delivery or not in current production

* Large Minimum Quantities

** Available only while stock lasts

Nom. ID	Nom. OD	Thickness/Length	Part Number	Type
22.225 x 34.930 mm		(0.875 x 1.375 in.)		
22.225 +0.152/+0.025	34.93 -0.05/-0.127	1.58 +0.000/-0.070	* W0222-FP-035-016-C - Hardness RB80 Minimum. Precision.	Washers - Flat - Carbon Spring Steel - Precision Shim
22.225 +0.152/+0.025	34.93 -0.05/-0.127	2.36 +0.000/-0.070	W0222-FP-035-0236-C - Hardness RB80 Minimum. Precision.	Washers - Flat - Carbon Spring Steel - Precision Shim
22.225 +0.152/+0.025	34.93 -0.05/-0.127	3.18 +0.000/-0.070	* W0222-FP-035-032-C - Hardness RB80 Minimum. Precision.	Washers - Flat - Carbon Spring Steel - Precision Shim
25.000 x 35.000 mm		(0.984 x 1.378 in.)		
25 +0.065/+0.275	35 -0.080/-0.330	0.1 +0.000/-0.030	W0250-FP-035-001-C - Hardness 170-225 HV. Precision.	Washers - Flat - Carbon Spring Steel - Precision Shim
25 +0.065/+0.275	35 -0.080/-0.330	0.15 +0.000/-0.040	* W0250-FP-035-0015-C - Hardness 170-225 HV. Precision.	Washers - Flat - Carbon Spring Steel - Precision Shim
25 +0.065/+0.275	35 -0.080/-0.330	0.2 +0.000/-0.040	W0250-FP-035-002-C - Hardness 170-225 HV. Precision.	Washers - Flat - Carbon Spring Steel - Precision Shim
25 +0.065/+0.275	35 -0.080/-0.330	0.25 +0.000/-0.040	** W0250-FP-035-0025-C - Hardness 170-225 HV. Precision.	Washers - Flat - Carbon Spring Steel - Precision Shim
25 +0.065/+0.275	35 -0.080/-0.330	0.3 +0.000/-0.050	W0250-FP-035-003-C - Hardness 170-225 HV. Precision.	Washers - Flat - Carbon Spring Steel - Precision Shim
25 +0.065/+0.275	35 -0.080/-0.330	0.5 +0.000/-0.050	W0250-FP-035-005-C - Hardness 170-225 HV. Precision.	Washers - Flat - Carbon Spring Steel - Precision Shim
25 +0.065/+0.275	35 -0.080/-0.330	1 +0.000/-0.050	W0250-FP-035-010-C - Hardness 170-225 HV. Precision.	Washers - Flat - Carbon Spring Steel - Precision Shim
25 +0.065/+0.275	35 -0.080/-0.330	1.2 +0.000/-0.070	* W0250-FP-035-012-C - Hardness 170-225 HV. Precision.	Washers - Flat - Carbon Spring Steel - Precision Shim
25 +0.065/+0.275	35 -0.080/-0.330	1.5 +0.000/-0.070	W0250-FP-035-015-C - Hardness 170-225 HV. Precision.	Washers - Flat - Carbon Spring Steel - Precision Shim
25.000 x 36.000 mm		(0.984 x 1.417 in.)		
25 +0.065/+0.275	36 -0.080/-0.330	0.1 +0.000/-0.030	W0250-FP-036-001-C - Hardness 170-225 HV. Precision.	Washers - Flat - Carbon Spring Steel - Precision Shim
25 +0.065/+0.275	36 -0.080/-0.330	0.15 +0.000/-0.040	* W0250-FP-036-0015-C - Hardness 170-225 HV. Precision.	Washers - Flat - Carbon Spring Steel - Precision Shim
25 +0.065/+0.275	36 -0.080/-0.330	0.2 +0.000/-0.040	W0250-FP-036-002-C - Hardness 170-225 HV. Precision.	Washers - Flat - Carbon Spring Steel - Precision Shim
25 +0.065/+0.275	36 -0.080/-0.330	0.25 +0.000/-0.040	** W0250-FP-036-0025-C - Hardness 170-225 HV. Precision.	Washers - Flat - Carbon Spring Steel - Precision Shim
25 +0.065/+0.275	36 -0.080/-0.330	0.3 +0.000/-0.050	W0250-FP-036-003-C - Hardness 170-225 HV. Precision.	Washers - Flat - Carbon Spring Steel - Precision Shim
25 +0.065/+0.275	36 -0.080/-0.330	0.5 +0.000/-0.050	W0250-FP-036-005-C - Hardness 170-225 HV. Precision.	Washers - Flat - Carbon Spring Steel - Precision Shim
25 +0.065/+0.275	36 -0.080/-0.330	1 +0.000/-0.050	W0250-FP-036-010-C - Hardness 170-225 HV. Precision.	Washers - Flat - Carbon Spring Steel - Precision Shim
25 +0.065/+0.275	36 -0.080/-0.330	1.2 +0.000/-0.070	* W0250-FP-036-012-C - Hardness 170-225 HV. Precision.	Washers - Flat - Carbon Spring Steel - Precision Shim
25 +0.065/+0.275	36 -0.080/-0.330	1.5 +0.000/-0.070	W0250-FP-036-015-C - Hardness 170-225 HV. Precision.	Washers - Flat - Carbon Spring Steel - Precision Shim
25.400 x 38.100 mm		(1.000 x 1.500 in.)		
25.4 +0.152/+0.025	38.1 -0.05/-0.127	0.03 +0.000/-0.010	W0254-FP-038-0003-C - Hardness RB80 Minimum. Precision.	Washers - Flat - Carbon Spring Steel - Precision Shim
25.4 +0.152/+0.025	38.1 -0.05/-0.127	0.05 +0.000/-0.020	** W0254-FP-038-0005-C - Hardness RB80 Minimum. Precision.	Washers - Flat - Carbon Spring Steel - Precision Shim
25.4 +0.152/+0.025	38.1 -0.05/-0.127	0.08 +0.000/-0.030	** W0254-FP-038-0008-C - Hardness RB80 Minimum. Precision.	Washers - Flat - Carbon Spring Steel - Precision Shim
25.4 +0.152/+0.025	38.1 -0.05/-0.127	0.1 +0.000/-0.030	* W0254-FP-038-001-C - Hardness RB80 Minimum. Precision.	Washers - Flat - Carbon Spring Steel - Precision Shim
25.4 +0.152/+0.025	38.1 -0.05/-0.127	0.13 +0.000/-0.030	W0254-FP-038-0013-C - Hardness RB80 Minimum. Precision.	Washers - Flat - Carbon Spring Steel - Precision Shim
25.4 +0.152/+0.025	38.1 -0.05/-0.127	0.15 +0.000/-0.040	W0254-FP-038-0015-C - Hardness RB80 Minimum. Precision.	Washers - Flat - Carbon Spring Steel - Precision Shim
25.4 +0.152/+0.025	38.1 -0.05/-0.127	0.18 +0.000/-0.040	* W0254-FP-038-0018-C - Hardened RB80 Min. Precision.	Washers - Flat - Carbon Spring Steel - Precision Shim
25.4 +0.152/+0.025	38.1 -0.05/-0.127	0.2 +0.000/-0.040	* W0254-FP-038-002-C - Hardness RB80 Min. Precision.	Washers - Flat - Carbon Spring Steel - Precision Shim
25.4 +0.152/+0.025	38.1 -0.05/-0.127	0.25 +0.000/-0.040	W0254-FP-038-0025-C - Hardness RB80 Minimum. Precision.	Washers - Flat - Carbon Spring Steel - Precision Shim
25.4 +0.152/+0.025	38.1 -0.05/-0.127	0.31 +0.000/-0.050	* W0254-FP-038-003-C - Hardened RB80 Min. Precision.	Washers - Flat - Carbon Spring Steel - Precision Shim
25.4 +0.152/+0.025	38.1 -0.05/-0.127	0.38 +0.000/-0.050	W0254-FP-038-004-C - Hardness RB80 Minimum. Precision.	Washers - Flat - Carbon Spring Steel - Precision Shim



Stocked or Short Delivery



Usually Available



Long delivery or not in current production

* Large Minimum Quantities

** Available only while stock lasts

Nom. ID	Nom. OD	Thickness/Length	Part Number	Type
25.400 x 38.100 mm (1.000 x 1.500 in.)				
25.4 +0.152/+0.025	38.1 -0.05/-0.127	0.51 +0.000/-0.050	** W0254-FP-038-005-C - Hardness RB80 Minimum. Precision.	Washers - Flat - Carbon Spring Steel - Precision Shim
25.4 +0.152/+0.025	38.1 -0.05/-0.127	0.64 +0.000/-0.050	W0254-FP-038-0064-C - Hardness RB80 Minimum. Precision.	Washers - Flat - Carbon Spring Steel - Precision Shim
25.4 +0.152/+0.025	38.1 -0.05/-0.127	0.79 +0.000/-0.050	W0254-FP-038-0079-C - Hardness RB80 Minimum. Precision.	Washers - Flat - Carbon Spring Steel - Precision Shim
25.4 +0.152/+0.025	38.1 -0.05/-0.127	0.81 +0.000/-0.050	* W0254-FP-038-008-C - Hardness RB80 Minimum. Precision.	Washers - Flat - Carbon Spring Steel - Precision Shim
25.4 +0.152/+0.025	38.1 -0.05/-0.127	1.19 +0.000/-0.070	* W0254-FP-038-012-C - Hardness RB80 Minimum. Precision.	Washers - Flat - Carbon Spring Steel - Precision Shim
25.4 +0.152/+0.025	38.1 -0.05/-0.127	1.58 +0.000/-0.070	W0254-FP-038-016-C - Hardness RB80 Minimum. Precision.	Washers - Flat - Carbon Spring Steel - Precision Shim
25.4 +0.152/+0.025	38.1 -0.05/-0.127	2.36 +0.000/-0.070	W0254-FP-038-0236-C - Hardness RB80 Minimum. Precision.	Washers - Flat - Carbon Spring Steel - Precision Shim
25.4 +0.152/+0.025	38.1 -0.05/-0.127	3.18 +0.000/-0.070	W0254-FP-038-032-C - Hardness RB80 Minimum. Precision.	Washers - Flat - Carbon Spring Steel - Precision Shim
26.000 x 37.000 mm (1.024 x 1.457 in.)				
26 +0.065/+0.275	37 -0.080/-0.330	0.1 +0.000/-0.030	W0260-FP-037-001-C - Hardness 170-225 HV. Precision.	Washers - Flat - Carbon Spring Steel - Precision Shim
26 +0.065/+0.275	37 -0.080/-0.330	0.15 +0.000/-0.040	* W0260-FP-037-0015-C - Hardness 170-225 HV. Precision.	Washers - Flat - Carbon Spring Steel - Precision Shim
26 +0.065/+0.275	37 -0.080/-0.330	0.2 +0.000/-0.040	W0260-FP-037-002-C - Hardness 170-225 HV. Precision.	Washers - Flat - Carbon Spring Steel - Precision Shim
26 +0.065/+0.275	37 -0.080/-0.330	0.25 +0.000/-0.040	* W0260-FP-037-0025-C - Hardness 170-225 HV. Precision.	Washers - Flat - Carbon Spring Steel - Precision Shim
26 +0.065/+0.275	37 -0.080/-0.330	0.3 +0.000/-0.050	W0260-FP-037-003-C - Hardness 170-225 HV. Precision.	Washers - Flat - Carbon Spring Steel - Precision Shim
26 +0.065/+0.275	37 -0.080/-0.330	0.5 +0.000/-0.050	W0260-FP-037-005-C - Hardness 170-225 HV. Precision.	Washers - Flat - Carbon Spring Steel - Precision Shim
26 +0.065/+0.275	37 -0.080/-0.330	1 +0.000/-0.050	W0260-FP-037-010-C - Hardness 170-225 HV. Precision.	Washers - Flat - Carbon Spring Steel - Precision Shim
26 +0.065/+0.275	37 -0.080/-0.330	1.2 +0.000/-0.070	* W0260-FP-037-012-C - Hardness 170-225 HV. Precision.	Washers - Flat - Carbon Spring Steel - Precision Shim
26 +0.065/+0.275	37 -0.080/-0.330	1.5 +0.000/-0.070	* W0260-FP-037-015-C - Hardness 170-225 HV. Precision.	Washers - Flat - Carbon Spring Steel - Precision Shim
28.000 x 40.000 mm (1.102 x 1.575 in.)				
28 +0.065/+0.275	40 -0.080/-0.330	0.1 +0.000/-0.030	W0280-FP-040-001-C - Hardness 170-225 HV. Precision.	Washers - Flat - Carbon Spring Steel - Precision Shim
28 +0.065/+0.275	40 -0.080/-0.330	0.15 +0.000/-0.040	* W0280-FP-040-0015-C - Hardness 170-225 HV. Precision.	Washers - Flat - Carbon Spring Steel - Precision Shim
28 +0.065/+0.275	40 -0.080/-0.330	0.2 +0.000/-0.040	W0280-FP-040-002-C - Hardness 170-225 HV. Precision.	Washers - Flat - Carbon Spring Steel - Precision Shim
28 +0.065/+0.275	40 -0.080/-0.330	0.25 +0.000/-0.040	* W0280-FP-040-0025-C - Hardness 170-225 HV. Precision.	Washers - Flat - Carbon Spring Steel - Precision Shim
28 +0.065/+0.275	40 -0.080/-0.330	0.3 +0.000/-0.050	W0280-FP-040-003-C - Hardness 170-225 HV. Precision.	Washers - Flat - Carbon Spring Steel - Precision Shim
28 +0.065/+0.275	40 -0.080/-0.330	0.5 +0.000/-0.050	W0280-FP-040-005-C - Hardness 170-225 HV. Precision.	Washers - Flat - Carbon Spring Steel - Precision Shim
28 +0.065/+0.275	40 -0.080/-0.330	1 +0.000/-0.050	W0280-FP-040-010-C - Hardness 170-225 HV. Precision.	Washers - Flat - Carbon Spring Steel - Precision Shim
28 +0.065/+0.275	40 -0.080/-0.330	1.2 +0.000/-0.070	* W0280-FP-040-012-C - Hardness 170-225 HV. Precision.	Washers - Flat - Carbon Spring Steel - Precision Shim
28 +0.065/+0.275	40 -0.080/-0.330	1.5 +0.000/-0.070	* W0280-FP-040-015-C - Hardness 170-225 HV. Precision.	Washers - Flat - Carbon Spring Steel - Precision Shim
30.000 x 42.000 mm (1.181 x 1.654 in.)				
30 +0.065/+0.275	42 -0.080/-0.330	0.1 +0.000/-0.030	W0300-FP-042-001-C - Hardness 170-225 HV. Precision.	Washers - Flat - Carbon Spring Steel - Precision Shim
30 +0.065/+0.275	42 -0.080/-0.330	0.15 +0.000/-0.040	* W0300-FP-042-0015-C - Hardness 170-225 HV. Precision.	Washers - Flat - Carbon Spring Steel - Precision Shim
30 +0.065/+0.275	42 -0.080/-0.330	0.2 +0.000/-0.040	W0300-FP-042-002-C - Hardness 170-225 HV. Precision.	Washers - Flat - Carbon Spring Steel - Precision Shim
30 +0.065/+0.275	42 -0.080/-0.330	0.25 +0.000/-0.040	* W0300-FP-042-0025-C - Hardness 170-225 HV. Precision.	Washers - Flat - Carbon Spring Steel - Precision Shim
30 +0.065/+0.275	42 -0.080/-0.330	0.3 +0.000/-0.050	W0300-FP-042-003-C - Hardness 170-225 HV. Precision.	Washers - Flat - Carbon Spring Steel - Precision Shim
30 +0.065/+0.275	42 -0.080/-0.330	0.5 +0.000/-0.050	W0300-FP-042-005-C - Hardness 170-225 HV. Precision.	Washers - Flat - Carbon Spring Steel - Precision Shim

Stocked or Short Delivery

Usually Available

Long delivery or not in current production

* Large Minimum Quantities

** Available only while stock lasts

Nom. ID	Nom. OD	Thickness/Length	Part Number	Type
30.000 x 42.000 mm (1.181 x 1.654 in.)				
30 +0.065/+0.275	42 -0.080/-0.330	1 +0.000/-0.050	W0300-FP-042-010-C - Hardness 170-225 HV. Precision.	Washers - Flat - Carbon Spring Steel - Precision Shim
30 +0.065/+0.275	42 -0.080/-0.330	1.2 +0.000/-0.070	** W0300-FP-042-012-C - Hardness 170-225 HV. Precision.	Washers - Flat - Carbon Spring Steel - Precision Shim
30 +0.065/+0.275	42 -0.080/-0.330	1.5 +0.000/-0.070	W0300-FP-042-015-C - Hardness 170-225 HV. Precision.	Washers - Flat - Carbon Spring Steel - Precision Shim
30 +0.065/+0.275	42 -0.080/-0.330	2 +0.000/-0.070	W0300-FP-042-020-C - Hardness 170-225 HV. Precision.	Washers - Flat - Carbon Spring Steel - Precision Shim
31.750 x 44.450 mm (1.250 x 1.750 in.)				
31.75 +0.152/+0.025	44.45 -0.05/-0.127	0.05 +0.000/-0.020	W0318-FP-044-0005-C - Hardness RB80 Minimum. Precision.	Washers - Flat - Carbon Spring Steel - Precision Shim
31.75 +0.152/+0.025	44.45 -0.05/-0.127	0.08 +0.000/-0.030	W0318-FP-044-0008-C - Hardness RB80 Minimum. Precision.	Washers - Flat - Carbon Spring Steel - Precision Shim
31.75 +0.152/+0.025	44.45 -0.05/-0.127	0.1 +0.000/-0.030	* W0318-FP-044-001-C - Hardness RB80 Min. Precision.	Washers - Flat - Carbon Spring Steel - Precision Shim
31.75 +0.152/+0.025	44.45 -0.05/-0.127	0.13 +0.000/-0.030	W0318-FP-044-0013-C - Hardness RB80 Minimum. Precision.	Washers - Flat - Carbon Spring Steel - Precision Shim
31.75 +0.152/+0.025	44.45 -0.05/-0.127	0.25 +0.000/-0.040	W0318-FP-044-0025-C - Hardness RB80 Minimum. Precision.	Washers - Flat - Carbon Spring Steel - Precision Shim
31.75 +0.152/+0.025	44.45 -0.05/-0.127	0.31 +0.000/-0.050	* W0318-FP-044-003-C - Hardness RB80 Min. Precision.	Washers - Flat - Carbon Spring Steel - Precision Shim
31.75 +0.152/+0.025	44.45 -0.05/-0.127	0.38 +0.000/-0.050	W0318-FP-044-004-C - Hardness RB80 Minimum. Precision.	Washers - Flat - Carbon Spring Steel - Precision Shim
31.75 +0.152/+0.025	44.45 -0.05/-0.127	0.51 +0.000/-0.050	W0318-FP-044-005-C - Hardness RB80 Minimum. Precision.	Washers - Flat - Carbon Spring Steel - Precision Shim
31.75 +0.152/+0.025	44.45 -0.05/-0.127	0.79 +0.000/-0.050	W0318-FP-044-0079-C - Hardness RB80 Minimum. Precision.	Washers - Flat - Carbon Spring Steel - Precision Shim
31.75 +0.152/+0.025	44.45 -0.05/-0.127	1.19 +0.000/-0.070	W0318-FP-044-012-C - Hardness RB80 Minimum. Precision.	Washers - Flat - Carbon Spring Steel - Precision Shim
31.75 +0.152/+0.025	44.45 -0.05/-0.127	1.58 +0.000/-0.070	W0318-FP-044-016-C - Hardness RB80 Minimum. Precision.	Washers - Flat - Carbon Spring Steel - Precision Shim
31.75 +0.152/+0.025	44.45 -0.05/-0.127	3.18 +0.000/-0.070	W0318-FP-044-032-C - Hardness RB80 Minimum. Precision.	Washers - Flat - Carbon Spring Steel - Precision Shim
32.000 x 45.000 mm (1.260 x 1.772 in.)				
32 +0.080/+0.330	45 -0.080/-0.330	0.1 +0.000/-0.030	W0320-FP-045-001-C - Hardness 170-225 HV. Precision.	Washers - Flat - Carbon Spring Steel - Precision Shim
32 +0.080/+0.330	45 -0.080/-0.330	0.15 +0.000/-0.040	* W0320-FP-045-0015-C - Hardness 170-225 HV. Precision.	Washers - Flat - Carbon Spring Steel - Precision Shim
32 +0.080/+0.330	45 -0.080/-0.330	0.2 +0.000/-0.040	W0320-FP-045-002-C - Hardness 170-225 HV. Precision.	Washers - Flat - Carbon Spring Steel - Precision Shim
32 +0.080/+0.330	45 -0.080/-0.330	0.25 +0.000/-0.040	* W0320-FP-045-0025-C - Hardness 170-225 HV. Precision.	Washers - Flat - Carbon Spring Steel - Precision Shim
32 +0.080/+0.330	45 -0.080/-0.330	0.3 +0.000/-0.050	W0320-FP-045-003-C - Hardness 170-225 HV. Precision.	Washers - Flat - Carbon Spring Steel - Precision Shim
32 +0.080/+0.330	45 -0.080/-0.330	0.5 +0.000/-0.050	W0320-FP-045-005-C - Hardness 170-225 HV. Precision.	Washers - Flat - Carbon Spring Steel - Precision Shim
32 +0.080/+0.330	45 -0.080/-0.330	1 +0.000/-0.050	W0320-FP-045-010-C - Hardness 170-225 HV. Precision.	Washers - Flat - Carbon Spring Steel - Precision Shim
32 +0.080/+0.330	45 -0.080/-0.330	1.2 +0.000/-0.070	* W0320-FP-045-012-C - Hardness 170-225 HV. Precision.	Washers - Flat - Carbon Spring Steel - Precision Shim
32 +0.080/+0.330	45 -0.080/-0.330	1.5 +0.000/-0.070	W0320-FP-045-015-C - Hardness 170-225 HV. Precision.	Washers - Flat - Carbon Spring Steel - Precision Shim
32 +0.080/+0.330	45 -0.080/-0.330	2 +0.000/-0.070	W0320-FP-045-020-C - Hardness 170-225 HV. Precision.	Washers - Flat - Carbon Spring Steel - Precision Shim
32 +0.080/+0.330	45 -0.080/-0.330	2.5 +0.000/-0.070	* W0320-FP-045-025-C - Hardness 44-49 HRC. Precision.	Washers - Flat - Carbon Spring Steel - Precision Shim
35.000 x 45.000 mm (1.378 x 1.772 in.)				
35 +0.080/+0.330	45 -0.080/-0.330	0.1 +0.000/-0.030	W0350-FP-045-001-C - Hardness 170-225 HV. Precision.	Washers - Flat - Carbon Spring Steel - Precision Shim
35 +0.080/+0.330	45 -0.080/-0.330	0.15 +0.000/-0.040	* W0350-FP-045-0015-C - Hardness 170-225 HV. Precision.	Washers - Flat - Carbon Spring Steel - Precision Shim
35 +0.080/+0.330	45 -0.080/-0.330	0.2 +0.000/-0.040	W0350-FP-045-002-C - Hardness 170-225 HV. Precision.	Washers - Flat - Carbon Spring Steel - Precision Shim
35 +0.080/+0.330	45 -0.080/-0.330	0.25 +0.000/-0.040	* W0350-FP-045-0025-C - Hardness 170-225 HV. Precision.	Washers - Flat - Carbon Spring Steel - Precision Shim
35 +0.080/+0.330	45 -0.080/-0.330	0.3 +0.000/-0.050	W0350-FP-045-003-C - Hardness 170-225 HV. Precision.	Washers - Flat - Carbon Spring Steel - Precision Shim

Stocked or Short Delivery

Usually Available

Long delivery or not in current production

* Large Minimum Quantities

** Available only while stock lasts

Nom. ID	Nom. OD	Thickness/Length	Part Number	Type
35.000 x 45.000 mm (1.378 x 1.772 in.)				
35 +0.080/+0.330	45 -0.080/-0.330	0.5 +0.000/-0.050	W0350-FP-045-005-C - Hardness 170-225 HV. Precision.	Washers - Flat - Carbon Spring Steel - Precision Shim
35 +0.080/+0.330	45 -0.080/-0.330	1 +0.000/-0.050	W0350-FP-045-010-C - Hardness 170-225 HV. Precision.	Washers - Flat - Carbon Spring Steel - Precision Shim
35 +0.080/+0.330	45 -0.080/-0.330	1.2 +0.000/-0.070	* W0350-FP-045-012-C - Hardness 170-225 HV. Precision.	Washers - Flat - Carbon Spring Steel - Precision Shim
35 +0.080/+0.330	45 -0.080/-0.330	1.5 +0.000/-0.070	W0350-FP-045-015-C - Hardness 170-225 HV. Precision.	Washers - Flat - Carbon Spring Steel - Precision Shim
35 +0.080/+0.330	45 -0.080/-0.330	2 +0.000/-0.070	W0350-FP-045-020-C - Hardness 170-225 HV. Precision.	Washers - Flat - Carbon Spring Steel - Precision Shim
36.000 x 45.000 mm (1.417 x 1.772 in.)				
36 +0.080/+0.330	45 -0.080/-0.330	0.1 +0.000/-0.030	W0360-FP-045-001-C - Hardness 170-225 HV. Precision.	Washers - Flat - Carbon Spring Steel - Precision Shim
36 +0.080/+0.330	45 -0.080/-0.330	0.15 +0.000/-0.040	* W0360-FP-045-0015-C - Hardness 170-225 HV. Precision.	Washers - Flat - Carbon Spring Steel - Precision Shim
36 +0.080/+0.330	45 -0.080/-0.330	0.2 +0.000/-0.040	W0360-FP-045-002-C - Hardness 170-225 HV. Precision.	Washers - Flat - Carbon Spring Steel - Precision Shim
36 +0.080/+0.330	45 -0.080/-0.330	0.25 +0.000/-0.040	* W0360-FP-045-0025-C - Hardness 170-225 HV. Precision.	Washers - Flat - Carbon Spring Steel - Precision Shim
36 +0.080/+0.330	45 -0.080/-0.330	0.3 +0.000/-0.050	W0360-FP-045-003-C - Hardness 170-225 HV. Precision.	Washers - Flat - Carbon Spring Steel - Precision Shim
36 +0.080/+0.330	45 -0.080/-0.330	0.5 +0.000/-0.050	W0360-FP-045-005-C - Hardness 170-225 HV. Precision.	Washers - Flat - Carbon Spring Steel - Precision Shim
36 +0.080/+0.330	45 -0.080/-0.330	1 +0.000/-0.050	W0360-FP-045-010-C - Hardness 170-225 HV. Precision.	Washers - Flat - Carbon Spring Steel - Precision Shim
36 +0.080/+0.330	45 -0.080/-0.330	1.2 +0.000/-0.070	* W0360-FP-045-012-C - Hardness 170-225 HV. Precision.	Washers - Flat - Carbon Spring Steel - Precision Shim
36 +0.080/+0.330	45 -0.080/-0.330	1.5 +0.000/-0.070	W0360-FP-045-015-C - Hardness 170-225 HV. Precision.	Washers - Flat - Carbon Spring Steel - Precision Shim
36 +0.080/+0.330	45 -0.080/-0.330	2 +0.000/-0.070	W0360-FP-045-020-C - Hardness 170-225 HV. Precision.	Washers - Flat - Carbon Spring Steel - Precision Shim
36 +0.080/+0.330	45 -0.080/-0.330	2.5 +0.000/-0.070	* W0360-FP-045-025-C - Hardness 44-49 HRC. Precision.	Washers - Flat - Carbon Spring Steel - Precision Shim
37.000 x 47.000 mm (1.457 x 1.850 in.)				
37 +0.080/+0.330	47 -0.080/-0.330	0.1 +0.000/-0.030	W0370-FP-047-001-C - Hardness 170-225 HV. Precision.	Washers - Flat - Carbon Spring Steel - Precision Shim
37 +0.080/+0.330	47 -0.080/-0.330	0.15 +0.000/-0.040	* W0370-FP-047-0015-C - Hardness 170-225 HV. Precision.	Washers - Flat - Carbon Spring Steel - Precision Shim
37 +0.080/+0.330	47 -0.080/-0.330	0.2 +0.000/-0.040	W0370-FP-047-002-C - Hardness 170-225 HV. Precision.	Washers - Flat - Carbon Spring Steel - Precision Shim
37 +0.080/+0.330	47 -0.080/-0.330	0.25 +0.000/-0.040	* W0370-FP-047-0025-C - Hardness 170-225 HV. Precision.	Washers - Flat - Carbon Spring Steel - Precision Shim
37 +0.080/+0.330	47 -0.080/-0.330	0.3 +0.000/-0.050	W0370-FP-047-003-C - Hardness 170-225 HV. Precision.	Washers - Flat - Carbon Spring Steel - Precision Shim
37 +0.080/+0.330	47 -0.080/-0.330	0.5 +0.000/-0.050	W0370-FP-047-005-C - Hardness 170-225 HV. Precision.	Washers - Flat - Carbon Spring Steel - Precision Shim
37 +0.080/+0.330	47 -0.080/-0.330	1 +0.000/-0.050	W0370-FP-047-010-C - Hardness 170-225 HV. Precision.	Washers - Flat - Carbon Spring Steel - Precision Shim
37 +0.080/+0.330	47 -0.080/-0.330	1.2 +0.000/-0.070	* W0370-FP-047-012-C - Hardness 170-225 HV. Precision.	Washers - Flat - Carbon Spring Steel - Precision Shim
37 +0.080/+0.330	47 -0.080/-0.330	1.5 +0.000/-0.070	* W0370-FP-047-015-C - Hardness 170-225 HV. Precision.	Washers - Flat - Carbon Spring Steel - Precision Shim
37 +0.080/+0.330	47 -0.080/-0.330	2 +0.000/-0.070	W0370-FP-047-020-C - Hardness 170-225 HV. Precision.	Washers - Flat - Carbon Spring Steel - Precision Shim
37 +0.080/+0.330	47 -0.080/-0.330	2.5 +0.000/-0.070	* W0370-FP-047-025-C - Hardness 44-49 HRC. Precision.	Washers - Flat - Carbon Spring Steel - Precision Shim
38.100 x 53.980 mm (1.500 x 2.125 in.)				
38.1 +0.152/+0.025	53.98 -0.05/-0.127	0.05 +0.000/-0.020	W0381-FP-054-0005-C - Hardness RB80 Minimum. Precision.	Washers - Flat - Carbon Spring Steel - Precision Shim
38.1 +0.152/+0.025	53.98 -0.05/-0.127	0.08 +0.000/-0.030	* W0381-FP-054-0008-C - Hardness RB80 Min. Precision.	Washers - Flat - Carbon Spring Steel - Precision Shim
38.1 +0.152/+0.025	53.98 -0.05/-0.127	0.13 +0.000/-0.030	W0381-FP-054-0013-C - Hardness RB80 Minimum. Precision.	Washers - Flat - Carbon Spring Steel - Precision Shim
38.1 +0.152/+0.025	53.98 -0.05/-0.127	0.25 +0.000/-0.040	W0381-FP-054-0025-C - Hardness RB80 Minimum. Precision.	Washers - Flat - Carbon Spring Steel - Precision Shim
38.1 +0.152/+0.025	53.98 -0.05/-0.127	0.38 +0.000/-0.050	W0381-FP-054-004-C - Hardness RB80 Minimum. Precision.	Washers - Flat - Carbon Spring Steel - Precision Shim



Stocked or Short Delivery



Usually Available



Long delivery or not in current production

* Large Minimum Quantities

** Available only while stock lasts

Nom. ID	Nom. OD	Thickness/Length	Part Number	Type
38.100 x 53.980 mm (1.500 x 2.125 in.)				
38.1 +0.152/+0.025	53.98 -0.05/-0.127	0.51 +0.000/-0.050	W0381-FP-054-005-C - Hardness RB80 Minimum. Precision.	Washers - Flat - Carbon Spring Steel - Precision Shim
38.1 +0.152/+0.025	53.98 -0.05/-0.127	0.79 +0.000/-0.050	W0381-FP-054-0079-C - Hardness RB80 Minimum. Precision.	Washers - Flat - Carbon Spring Steel - Precision Shim
38.1 +0.152/+0.025	53.98 -0.05/-0.127	1.58 +0.000/-0.070	W0381-FP-054-016-C - Hardness RB80 Minimum. Precision.	Washers - Flat - Carbon Spring Steel - Precision Shim
38.1 +0.152/+0.025	53.98 -0.05/-0.127	2.36 +0.000/-0.070	* W0381-FP-054-0236-C - Hardness RB80 Min. Precision.	Washers - Flat - Carbon Spring Steel - Precision Shim
38.1 +0.152/+0.025	53.98 -0.05/-0.127	3.18 +0.000/-0.070	W0381-FP-054-032-C - Hardness RB80 Minimum. Precision.	Washers - Flat - Carbon Spring Steel - Precision Shim
40.000 x 50.000 mm (1.575 x 1.969 in.)				
40 +0.080/+0.330	50 -0.080/-0.330	0.1 +0.000/-0.030	W0400-FP-050-001-C - Hardness 170-225 HV. Precision.	Washers - Flat - Carbon Spring Steel - Precision Shim
40 +0.080/+0.330	50 -0.080/-0.330	0.15 +0.000/-0.040	* W0400-FP-050-0015-C - Hardness 170-225 HV. Precision.	Washers - Flat - Carbon Spring Steel - Precision Shim
40 +0.080/+0.330	50 -0.080/-0.330	0.2 +0.000/-0.040	W0400-FP-050-002-C - Hardness 170-225 HV. Precision.	Washers - Flat - Carbon Spring Steel - Precision Shim
40 +0.080/+0.330	50 -0.080/-0.330	0.25 +0.000/-0.040	* W0400-FP-050-0025-C - Hardness 170-225 HV. Precision.	Washers - Flat - Carbon Spring Steel - Precision Shim
40 +0.080/+0.330	50 -0.080/-0.330	0.3 +0.000/-0.050	W0400-FP-050-003-C - Hardness 170-225 HV. Precision.	Washers - Flat - Carbon Spring Steel - Precision Shim
40 +0.080/+0.330	50 -0.080/-0.330	0.5 +0.000/-0.050	W0400-FP-050-005-C - Hardness 170-225 HV. Precision.	Washers - Flat - Carbon Spring Steel - Precision Shim
40 +0.080/+0.330	50 -0.080/-0.330	1 +0.000/-0.050	W0400-FP-050-010-C - Hardness 170-225 HV. Precision.	Washers - Flat - Carbon Spring Steel - Precision Shim
40 +0.080/+0.330	50 -0.080/-0.330	1.2 +0.000/-0.070	* W0400-FP-050-012-C - Hardness 170-225 HV. Precision.	Washers - Flat - Carbon Spring Steel - Precision Shim
40 +0.080/+0.330	50 -0.080/-0.330	1.5 +0.000/-0.070	* W0400-FP-050-015-C - Hardness 170-225 HV. Precision.	Washers - Flat - Carbon Spring Steel - Precision Shim
40 +0.080/+0.330	50 -0.080/-0.330	2 +0.000/-0.070	W0400-FP-050-020-C - Hardness 170-225 HV. Precision.	Washers - Flat - Carbon Spring Steel - Precision Shim
40 +0.080/+0.330	50 -0.080/-0.330	2.5 +0.000/-0.070	* W0400-FP-050-025-C - Hardness 44-49 HRC. Precision.	Washers - Flat - Carbon Spring Steel - Precision Shim
42.000 x 52.000 mm (1.654 x 2.047 in.)				
42 +0.080/+0.330	52 -0.100/-0.400	0.1 +0.000/-0.030	W0420-FP-052-001-C - Hardness 170-225 HV. Precision.	Washers - Flat - Carbon Spring Steel - Precision Shim
42 +0.080/+0.330	52 -0.100/-0.400	0.15 +0.000/-0.040	** W0420-FP-052-0015-C - Hardness 170-225 HV. Precision.	Washers - Flat - Carbon Spring Steel - Precision Shim
42 +0.080/+0.330	52 -0.100/-0.400	0.2 +0.000/-0.040	W0420-FP-052-002-C - Hardness 170-225 HV. Precision.	Washers - Flat - Carbon Spring Steel - Precision Shim
42 +0.080/+0.330	52 -0.100/-0.400	0.25 +0.000/-0.040	* W0420-FP-052-0025-C - Hardness 170-225 HV. Precision.	Washers - Flat - Carbon Spring Steel - Precision Shim
42 +0.080/+0.330	52 -0.100/-0.400	0.3 +0.000/-0.050	W0420-FP-052-003-C - Hardness 170-225 HV. Precision.	Washers - Flat - Carbon Spring Steel - Precision Shim
42 +0.080/+0.330	52 -0.100/-0.400	0.5 +0.000/-0.050	W0420-FP-052-005-C - Hardness 170-225 HV. Precision.	Washers - Flat - Carbon Spring Steel - Precision Shim
42 +0.080/+0.330	52 -0.100/-0.400	1 +0.000/-0.050	W0420-FP-052-010-C - Hardness 170-225 HV. Precision.	Washers - Flat - Carbon Spring Steel - Precision Shim
42 +0.080/+0.330	52 -0.100/-0.400	1.2 +0.000/-0.070	* W0420-FP-052-012-C - Hardness 170-225 HV. Precision.	Washers - Flat - Carbon Spring Steel - Precision Shim
42 +0.080/+0.330	52 -0.100/-0.400	1.5 +0.000/-0.070	* W0420-FP-052-015-C - Hardness 170-225 HV. Precision.	Washers - Flat - Carbon Spring Steel - Precision Shim
42 +0.080/+0.330	52 -0.100/-0.400	2 +0.000/-0.070	* W0420-FP-052-020-C - Hardness 170-225 HV. Precision.	Washers - Flat - Carbon Spring Steel - Precision Shim
42 +0.080/+0.330	52 -0.100/-0.400	2.5 +0.000/-0.070	* W0420-FP-052-025-C - Hardness 44-49 HRC. Precision.	Washers - Flat - Carbon Spring Steel - Precision Shim
45.000 x 55.000 mm (1.772 x 2.165 in.)				
45 +0.080/+0.330	55 -0.100/-0.400	0.1 +0.000/-0.030	W0450-FP-055-001-C - Hardness 170-225 HV. Precision.	Washers - Flat - Carbon Spring Steel - Precision Shim
45 +0.080/+0.330	55 -0.100/-0.400	0.15 +0.000/-0.040	* W0450-FP-055-0015-C - Hardness 170-225 HV. Precision.	Washers - Flat - Carbon Spring Steel - Precision Shim
45 +0.080/+0.330	55 -0.100/-0.400	0.2 +0.000/-0.040	W0450-FP-055-002-C - Hardness 170-225 HV. Precision.	Washers - Flat - Carbon Spring Steel - Precision Shim
45 +0.080/+0.330	55 -0.100/-0.400	0.25 +0.000/-0.040	* W0450-FP-055-0025-C - Hardness 170-225 HV. Precision.	Washers - Flat - Carbon Spring Steel - Precision Shim
45 +0.080/+0.330	55 -0.100/-0.400	0.3 +0.000/-0.050	W0450-FP-055-003-C - Hardness 170-225 HV. Precision.	Washers - Flat - Carbon Spring Steel - Precision Shim



Stocked or Short Delivery



Usually Available



Long delivery or not in current production

* Large Minimum Quantities

** Available only while stock lasts

Nom. ID	Nom. OD	Thickness/Length	Part Number	Type
45.000 x 55.000 mm (1.772 x 2.165 in.)				
45 +0.080/+0.330	55 -0.100/-0.400	0.5 +0.000/-0.050	W0450-FP-055-005-C - Hardness 170-225 HV. Precision.	Washers - Flat - Carbon Spring Steel - Precision Shim
45 +0.080/+0.330	55 -0.100/-0.400	1 +0.000/-0.050	W0450-FP-055-010-C - Hardness 170-225 HV. Precision.	Washers - Flat - Carbon Spring Steel - Precision Shim
45 +0.080/+0.330	55 -0.100/-0.400	1.2 +0.000/-0.070	* W0450-FP-055-012-C - Hardness 170-225 HV. Precision.	Washers - Flat - Carbon Spring Steel - Precision Shim
45 +0.080/+0.330	55 -0.100/-0.400	1.5 +0.000/-0.070	W0450-FP-055-015-C - Hardness 170-225 HV. Precision.	Washers - Flat - Carbon Spring Steel - Precision Shim
45 +0.080/+0.330	55 -0.100/-0.400	2 +0.000/-0.070	W0450-FP-055-020-C - Hardness 170-225 HV. Precision.	Washers - Flat - Carbon Spring Steel - Precision Shim
45 +0.080/+0.330	55 -0.100/-0.400	2.5 +0.000/-0.070	* W0450-FP-055-025-C - Hardness 44-49 HRC. Precision.	Washers - Flat - Carbon Spring Steel - Precision Shim
45.000 x 56.000 mm (1.772 x 2.205 in.)				
45 +0.080/+0.330	56 -0.100/-0.400	0.1 +0.000/-0.030	W0450-FP-056-001-C - Hardness 170-225 HV. Precision.	Washers - Flat - Carbon Spring Steel - Precision Shim
45 +0.080/+0.330	56 -0.100/-0.400	0.15 +0.000/-0.040	* W0450-FP-056-0015-C - Hardness 170-225 HV. Precision.	Washers - Flat - Carbon Spring Steel - Precision Shim
45 +0.080/+0.330	56 -0.100/-0.400	0.2 +0.000/-0.040	W0450-FP-056-002-C - Hardness 170-225 HV. Precision.	Washers - Flat - Carbon Spring Steel - Precision Shim
45 +0.080/+0.330	56 -0.100/-0.400	0.25 +0.000/-0.040	* W0450-FP-056-0025-C - Hardness 170-225 HV. Precision.	Washers - Flat - Carbon Spring Steel - Precision Shim
45 +0.080/+0.330	56 -0.100/-0.400	0.3 +0.000/-0.050	W0450-FP-056-003-C - Hardness 170-225 HV. Precision.	Washers - Flat - Carbon Spring Steel - Precision Shim
45 +0.080/+0.330	56 -0.100/-0.400	0.5 +0.000/-0.050	W0450-FP-056-005-C - Hardness 170-225 HV. Precision.	Washers - Flat - Carbon Spring Steel - Precision Shim
45 +0.080/+0.330	56 -0.100/-0.400	1 +0.000/-0.050	W0450-FP-056-010-C - Hardness 170-225 HV. Precision.	Washers - Flat - Carbon Spring Steel - Precision Shim
45 +0.080/+0.330	56 -0.100/-0.400	1.2 +0.000/-0.070	* W0450-FP-056-012-C - Hardness 170-225 HV. Precision.	Washers - Flat - Carbon Spring Steel - Precision Shim
45 +0.080/+0.330	56 -0.100/-0.400	1.5 +0.000/-0.070	W0450-FP-056-015-C - Hardness 170-225 HV. Precision.	Washers - Flat - Carbon Spring Steel - Precision Shim
45 +0.080/+0.330	56 -0.100/-0.400	2 +0.000/-0.070	W0450-FP-056-020-C - Hardness 170-225 HV. Precision.	Washers - Flat - Carbon Spring Steel - Precision Shim
45 +0.080/+0.330	56 -0.100/-0.400	3 +0.000/-0.070	* W0450-FP-056-030-C - Hardness 44-49 HRC. Precision.	Washers - Flat - Carbon Spring Steel - Precision Shim
48.000 x 60.000 mm (1.890 x 2.362 in.)				
48 +0.080/+0.330	60 -0.100/-0.400	0.1 +0.000/-0.030	W0480-FP-060-001-C - Hardness 170-225 HV. Precision.	Washers - Flat - Carbon Spring Steel - Precision Shim
48 +0.080/+0.330	60 -0.100/-0.400	0.15 +0.000/-0.040	* W0480-FP-060-0015-C - Hardness 170-225 HV. Precision.	Washers - Flat - Carbon Spring Steel - Precision Shim
48 +0.080/+0.330	60 -0.100/-0.400	0.2 +0.000/-0.040	W0480-FP-060-002-C - Hardness 170-225 HV. Precision.	Washers - Flat - Carbon Spring Steel - Precision Shim
48 +0.080/+0.330	60 -0.100/-0.400	0.25 +0.000/-0.040	* W0480-FP-060-0025-C - Hardness 170-225 HV. Precision.	Washers - Flat - Carbon Spring Steel - Precision Shim
48 +0.080/+0.330	60 -0.100/-0.400	0.3 +0.000/-0.050	W0480-FP-060-003-C - Hardness 170-225 HV. Precision.	Washers - Flat - Carbon Spring Steel - Precision Shim
48 +0.080/+0.330	60 -0.100/-0.400	0.5 +0.000/-0.050	W0480-FP-060-005-C - Hardness 170-225 HV. Precision.	Washers - Flat - Carbon Spring Steel - Precision Shim
48 +0.080/+0.330	60 -0.100/-0.400	1 +0.000/-0.050	W0480-FP-060-010-C - Hardness 170-225 HV. Precision.	Washers - Flat - Carbon Spring Steel - Precision Shim
48 +0.080/+0.330	60 -0.100/-0.400	1.2 +0.000/-0.070	* W0480-FP-060-012-C - Hardness 170-225 HV. Precision.	Washers - Flat - Carbon Spring Steel - Precision Shim
48 +0.080/+0.330	60 -0.100/-0.400	1.5 +0.000/-0.070	* W0480-FP-060-015-C - Hardness 170-225 HV. Precision.	Washers - Flat - Carbon Spring Steel - Precision Shim
48 +0.080/+0.330	60 -0.100/-0.400	2 +0.000/-0.070	W0480-FP-060-020-C - Hardness 170-225 HV. Precision.	Washers - Flat - Carbon Spring Steel - Precision Shim
48 +0.080/+0.330	60 -0.100/-0.400	3 +0.000/-0.070	* W0480-FP-060-030-C - Hardness 44-49 HRC. Precision.	Washers - Flat - Carbon Spring Steel - Precision Shim
50.000 x 62.000 mm (1.969 x 2.441 in.)				
50 +0.080/+0.330	62 -0.100/-0.400	0.1 +0.000/-0.030	W0500-FP-062-001-C - Hardness 170-225 HV. Precision.	Washers - Flat - Carbon Spring Steel - Precision Shim
50 +0.080/+0.330	62 -0.100/-0.400	0.15 +0.000/-0.040	* W0500-FP-062-0015-C - Hardness 170-225 HV. Precision.	Washers - Flat - Carbon Spring Steel - Precision Shim
50 +0.080/+0.330	62 -0.100/-0.400	0.2 +0.000/-0.040	W0500-FP-062-002-C - Hardness 170-225 HV. Precision.	Washers - Flat - Carbon Spring Steel - Precision Shim
50 +0.080/+0.330	62 -0.100/-0.400	0.25 +0.000/-0.040	* W0500-FP-062-0025-C - Hardness 170-225 HV. Precision.	Washers - Flat - Carbon Spring Steel - Precision Shim



Stocked or Short Delivery



Usually Available



Long delivery or not in current production

* Large Minimum Quantities

** Available only while stock lasts

Nom. ID	Nom. OD	Thickness/Length	Part Number	Type
50.000 x 62.000 mm (1.969 x 2.441 in.)				
50 +0.080/+0.330	62 -0.100/-0.400	0.3 +0.000/-0.050	W0500-FP-062-003-C - Hardness 170-225 HV. Precision.	Washers - Flat - Carbon Spring Steel - Precision Shim
50 +0.080/+0.330	62 -0.100/-0.400	0.5 +0.000/-0.050	W0500-FP-062-005-C - Hardness 170-225 HV. Precision.	Washers - Flat - Carbon Spring Steel - Precision Shim
50 +0.080/+0.330	62 -0.100/-0.400	1 +0.000/-0.050	W0500-FP-062-010-C - Hardness 170-225 HV. Precision.	Washers - Flat - Carbon Spring Steel - Precision Shim
50 +0.080/+0.330	62 -0.100/-0.400	1.2 +0.000/-0.070	* W0500-FP-062-012-C - Hardness 170-225 HV. Precision.	Washers - Flat - Carbon Spring Steel - Precision Shim
50 +0.080/+0.330	62 -0.100/-0.400	1.5 +0.000/-0.070	W0500-FP-062-015-C - Hardness 170-225 HV. Precision.	Washers - Flat - Carbon Spring Steel - Precision Shim
50 +0.080/+0.330	62 -0.100/-0.400	2 +0.000/-0.070	W0500-FP-062-020-C - Hardness 170-225 HV. Precision.	Washers - Flat - Carbon Spring Steel - Precision Shim
50.000 x 63.000 mm (1.969 x 2.480 in.)				
50 +0.080/+0.330	63 -0.100/-0.400	0.1 +0.000/-0.030	W0500-FP-063-001-C - Hardness 170-225 HV. Precision.	Washers - Flat - Carbon Spring Steel - Precision Shim
50 +0.080/+0.330	63 -0.100/-0.400	0.15 +0.000/-0.040	* W0500-FP-063-0015-C - Hardness 170-225 HV. Precision.	Washers - Flat - Carbon Spring Steel - Precision Shim
50 +0.080/+0.330	63 -0.100/-0.400	0.2 +0.000/-0.040	W0500-FP-063-002-C - Hardness 170-225 HV. Precision.	Washers - Flat - Carbon Spring Steel - Precision Shim
50 +0.080/+0.330	63 -0.100/-0.400	0.25 +0.000/-0.040	* W0500-FP-063-0025-C - Hardness 170-225 HV. Precision.	Washers - Flat - Carbon Spring Steel - Precision Shim
50 +0.080/+0.330	63 -0.100/-0.400	0.3 +0.000/-0.050	W0500-FP-063-003-C - Hardness 170-225 HV. Precision.	Washers - Flat - Carbon Spring Steel - Precision Shim
50 +0.080/+0.330	63 -0.100/-0.400	0.5 +0.000/-0.050	W0500-FP-063-005-C - Hardness 170-225 HV. Precision.	Washers - Flat - Carbon Spring Steel - Precision Shim
50 +0.080/+0.330	63 -0.100/-0.400	1 +0.000/-0.050	W0500-FP-063-010-C - Hardness 170-225 HV. Precision.	Washers - Flat - Carbon Spring Steel - Precision Shim
50 +0.080/+0.330	63 -0.100/-0.400	1.2 +0.000/-0.070	* W0500-FP-063-012-C - Hardness 170-225 HV. Precision.	Washers - Flat - Carbon Spring Steel - Precision Shim
50 +0.080/+0.330	63 -0.100/-0.400	1.5 +0.000/-0.070	W0500-FP-063-015-C - Hardness 170-225 HV. Precision.	Washers - Flat - Carbon Spring Steel - Precision Shim
50 +0.080/+0.330	63 -0.100/-0.400	2 +0.000/-0.070	* W0500-FP-063-020-C - Hardness 170-225 HV. Precision.	Washers - Flat - Carbon Spring Steel - Precision Shim
50 +0.080/+0.330	63 -0.100/-0.400	3 +0.000/-0.070	* W0500-FP-063-030-C - Hardness 44-49 HRC. Precision.	Washers - Flat - Carbon Spring Steel - Precision Shim
50.800 x 69.850 mm (2.000 x 2.750 in.)				
50.8 +0.152/+0.025	69.85 -0.05/-0.127	0.05 +0.000/-0.020	W0508-FP-070-0005-C - Hardness RB80 Minimum. Precision.	Washers - Flat - Carbon Spring Steel - Precision Shim
50.8 +0.152/+0.025	69.85 -0.05/-0.127	0.08 +0.000/-0.030	* W0508-FP-070-0008-C - Hardness RB80 Min. Precision.	Washers - Flat - Carbon Spring Steel - Precision Shim
50.8 +0.152/+0.025	69.85 -0.05/-0.127	0.1 +0.000/-0.030	* W0508-FP-070-001-C - Hardness RB80 Min. Precision.	Washers - Flat - Carbon Spring Steel - Precision Shim
50.8 +0.152/+0.025	69.85 -0.05/-0.127	0.13 +0.000/-0.030	W0508-FP-070-0013-C - Hardness RB80 Minimum. Precision.	Washers - Flat - Carbon Spring Steel - Precision Shim
50.8 +0.152/+0.025	69.85 -0.05/-0.127	0.25 +0.000/-0.040	W0508-FP-070-0025-C - Hardness RB80 Minimum. Precision.	Washers - Flat - Carbon Spring Steel - Precision Shim
50.8 +0.152/+0.025	69.85 -0.05/-0.127	0.51 +0.000/-0.050	W0508-FP-070-005-C - Hardness RB80 Minimum. Precision.	Washers - Flat - Carbon Spring Steel - Precision Shim
50.8 +0.152/+0.025	69.85 -0.05/-0.127	0.64 +0.000/-0.050	W0508-FP-070-0064-C - Hardness RB80 Minimum. Precision.	Washers - Flat - Carbon Spring Steel - Precision Shim
50.8 +0.152/+0.025	69.85 -0.05/-0.127	0.79 +0.000/-0.050	* W0508-FP-070-0079-C - Hardness RB80 Min. Precision.	Washers - Flat - Carbon Spring Steel - Precision Shim
50.8 +0.152/+0.025	69.85 -0.05/-0.127	1.58 +0.000/-0.070	* W0508-FP-070-016-C - Hardness RB80 Min. Precision.	Washers - Flat - Carbon Spring Steel - Precision Shim
50.8 +0.152/+0.025	69.85 -0.05/-0.127	2.36 +0.000/-0.070	W0508-FP-070-0236-C - Hardness RB80 Minimum. Precision.	Washers - Flat - Carbon Spring Steel - Precision Shim
52.000 x 65.000 mm (2.047 x 2.559 in.)				
52 +0.100/+0.400	65 -0.100/-0.400	0.1 +0.000/-0.030	W0520-FP-065-001-C - Hardness 170-225 HV. Precision.	Washers - Flat - Carbon Spring Steel - Precision Shim
52 +0.100/+0.400	65 -0.100/-0.400	0.15 +0.000/-0.040	* W0520-FP-065-0015-C - Hardness 170-225 HV. Precision.	Washers - Flat - Carbon Spring Steel - Precision Shim
52 +0.100/+0.400	65 -0.100/-0.400	0.2 +0.000/-0.040	W0520-FP-065-002-C - Hardness 170-225 HV. Precision.	Washers - Flat - Carbon Spring Steel - Precision Shim
52 +0.100/+0.400	65 -0.100/-0.400	0.25 +0.000/-0.040	* W0520-FP-065-0025-C - Hardness 170-225 HV. Precision.	Washers - Flat - Carbon Spring Steel - Precision Shim
52 +0.100/+0.400	65 -0.100/-0.400	0.3 +0.000/-0.050	W0520-FP-065-003-C - Hardness 170-225 HV. Precision.	Washers - Flat - Carbon Spring Steel - Precision Shim

Stocked or Short Delivery

Usually Available

Long delivery or not in current production

* Large Minimum Quantities

** Available only while stock lasts

Nom. ID	Nom. OD	Thickness/Length	Part Number	Type
52.000 x 65.000 mm (2.047 x 2.559 in.)				
52 +0.100/+0.400	65 -0.100/-0.400	0.5 +0.000/-0.050	W0520-FP-065-005-C - Hardness 170-225 HV. Precision.	Washers - Flat - Carbon Spring Steel - Precision Shim
52 +0.100/+0.400	65 -0.100/-0.400	1 +0.000/-0.050	W0520-FP-065-010-C - Hardness 170-225 HV. Precision.	Washers - Flat - Carbon Spring Steel - Precision Shim
52 +0.100/+0.400	65 -0.100/-0.400	1.2 +0.000/-0.070	* W0520-FP-065-012-C - Hardness 170-225 HV. Precision.	Washers - Flat - Carbon Spring Steel - Precision Shim
52 +0.100/+0.400	65 -0.100/-0.400	1.5 +0.000/-0.070	W0520-FP-065-015-C - Hardness 170-225 HV. Precision.	Washers - Flat - Carbon Spring Steel - Precision Shim
52 +0.100/+0.400	65 -0.100/-0.400	2 +0.000/-0.070	W0520-FP-065-020-C - Hardness 170-225 HV. Precision.	Washers - Flat - Carbon Spring Steel - Precision Shim
52 +0.100/+0.400	65 -0.100/-0.400	3 +0.000/-0.070	* W0520-FP-065-030-C - Hardness 44-49 HRC. Precision.	Washers - Flat - Carbon Spring Steel - Precision Shim
55.000 x 68.000 mm (2.165 x 2.677 in.)				
55 +0.100/+0.400	68 -0.100/-0.400	0.1 +0.000/-0.030	W0550-FP-068-001-C - Hardness 170-225 HV. Precision.	Washers - Flat - Carbon Spring Steel - Precision Shim
55 +0.100/+0.400	68 -0.100/-0.400	0.15 +0.000/-0.040	* W0550-FP-068-0015-C - Hardness 170-225 HV. Precision.	Washers - Flat - Carbon Spring Steel - Precision Shim
55 +0.100/+0.400	68 -0.100/-0.400	0.2 +0.000/-0.040	W0550-FP-068-002-C - Hardness 170-225 HV. Precision.	Washers - Flat - Carbon Spring Steel - Precision Shim
55 +0.100/+0.400	68 -0.100/-0.400	0.25 +0.000/-0.040	* W0550-FP-068-0025-C - Hardness 170-225 HV. Precision.	Washers - Flat - Carbon Spring Steel - Precision Shim
55 +0.100/+0.400	68 -0.100/-0.400	0.3 +0.000/-0.050	W0550-FP-068-003-C - Hardness 170-225 HV. Precision.	Washers - Flat - Carbon Spring Steel - Precision Shim
55 +0.100/+0.400	68 -0.100/-0.400	0.5 +0.000/-0.050	W0550-FP-068-005-C - Hardness 170-225 HV. Precision.	Washers - Flat - Carbon Spring Steel - Precision Shim
55 +0.100/+0.400	68 -0.100/-0.400	1 +0.000/-0.050	W0550-FP-068-010-C - Hardness 170-225 HV. Precision.	Washers - Flat - Carbon Spring Steel - Precision Shim
55 +0.100/+0.400	68 -0.100/-0.400	1.2 +0.000/-0.070	* W0550-FP-068-012-C - Hardness 170-225 HV. Precision.	Washers - Flat - Carbon Spring Steel - Precision Shim
55 +0.100/+0.400	68 -0.100/-0.400	1.5 +0.000/-0.070	W0550-FP-068-015-C - Hardness 170-225 HV. Precision.	Washers - Flat - Carbon Spring Steel - Precision Shim
55 +0.100/+0.400	68 -0.100/-0.400	2 +0.000/-0.070	W0550-FP-068-020-C - Hardness 170-225 HV. Precision.	Washers - Flat - Carbon Spring Steel - Precision Shim
56.000 x 70.000 mm (2.205 x 2.756 in.)				
56 +0.100/+0.400	70 -0.100/-0.400	0.1 +0.000/-0.030	W0560-FP-070-001-C - Hardness 170-225 HV. Precision.	Washers - Flat - Carbon Spring Steel - Precision Shim
56 +0.100/+0.400	70 -0.100/-0.400	0.15 +0.000/-0.040	* W0560-FP-070-0015-C - Hardness 170-225 HV. Precision.	Washers - Flat - Carbon Spring Steel - Precision Shim
56 +0.100/+0.400	70 -0.100/-0.400	0.2 +0.000/-0.040	W0560-FP-070-002-C - Hardness 170-225 HV. Precision.	Washers - Flat - Carbon Spring Steel - Precision Shim
56 +0.100/+0.400	70 -0.100/-0.400	0.25 +0.000/-0.040	* W0560-FP-070-0025-C - Hardness 170-225 HV. Precision.	Washers - Flat - Carbon Spring Steel - Precision Shim
56 +0.100/+0.400	70 -0.100/-0.400	0.3 +0.000/-0.050	W0560-FP-070-003-C - Hardness 170-225 HV. Precision.	Washers - Flat - Carbon Spring Steel - Precision Shim
56 +0.100/+0.400	70 -0.100/-0.400	0.5 +0.000/-0.050	W0560-FP-070-005-C - Hardness 170-225 HV. Precision.	Washers - Flat - Carbon Spring Steel - Precision Shim
56 +0.100/+0.400	70 -0.100/-0.400	1 +0.000/-0.050	W0560-FP-070-010-C - Hardness 170-225 HV. Precision.	Washers - Flat - Carbon Spring Steel - Precision Shim
56 +0.100/+0.400	70 -0.100/-0.400	1.2 +0.000/-0.070	* W0560-FP-070-012-C - Hardness 170-225 HV. Precision.	Washers - Flat - Carbon Spring Steel - Precision Shim
56 +0.100/+0.400	70 -0.100/-0.400	1.5 +0.000/-0.070	* W0560-FP-070-015-C - Hardness 170-225 HV. Precision.	Washers - Flat - Carbon Spring Steel - Precision Shim
56 +0.100/+0.400	70 -0.100/-0.400	2 +0.000/-0.070	W0560-FP-070-020-C - Hardness 170-225 HV. Precision.	Washers - Flat - Carbon Spring Steel - Precision Shim
56 +0.100/+0.400	70 -0.100/-0.400	3 +0.000/-0.070	* W0560-FP-070-030-C - Hardness 44-49 HRC. Precision.	Washers - Flat - Carbon Spring Steel - Precision Shim
56.000 x 72.000 mm (2.205 x 2.835 in.)				
56 +0.100/+0.400	72 -0.100/-0.400	0.1 +0.000/-0.030	W0560-FP-072-001-C - Hardness 170-225 HV. Precision.	Washers - Flat - Carbon Spring Steel - Precision Shim
56 +0.100/+0.400	72 -0.100/-0.400	0.15 +0.000/-0.040	* W0560-FP-072-0015-C - Hardness 170-225 HV. Precision.	Washers - Flat - Carbon Spring Steel - Precision Shim
56 +0.100/+0.400	72 -0.100/-0.400	0.2 +0.000/-0.040	W0560-FP-072-002-C - Hardness 170-225 HV. Precision.	Washers - Flat - Carbon Spring Steel - Precision Shim
56 +0.100/+0.400	72 -0.100/-0.400	0.25 +0.000/-0.040	* W0560-FP-072-0025-C - Hardness 170-225 HV. Precision.	Washers - Flat - Carbon Spring Steel - Precision Shim
56 +0.100/+0.400	72 -0.100/-0.400	0.3 +0.000/-0.050	W0560-FP-072-003-C - Hardness 170-225 HV. Precision.	Washers - Flat - Carbon Spring Steel - Precision Shim



Stocked or Short Delivery



Usually Available



Long delivery or not in current production

* Large Minimum Quantities

** Available only while stock lasts

Nom. ID	Nom. OD	Thickness/Length	Part Number	Type
56.000 x 72.000 mm (2.205 x 2.835 in.)				
56 +0.100/+0.400	72 -0.100/-0.400	0.5 +0.000/-0.050	W0560-FP-072-005-C - Hardness 170-225 HV. Precision.	Washers - Flat - Carbon Spring Steel - Precision Shim
56 +0.100/+0.400	72 -0.100/-0.400	1 +0.000/-0.050	W0560-FP-072-010-C - Hardness 170-225 HV. Precision.	Washers - Flat - Carbon Spring Steel - Precision Shim
56 +0.100/+0.400	72 -0.100/-0.400	1.2 +0.000/-0.070	* W0560-FP-072-012-C - Hardness 170-225 HV. Precision.	Washers - Flat - Carbon Spring Steel - Precision Shim
56 +0.100/+0.400	72 -0.100/-0.400	1.5 +0.000/-0.070	W0560-FP-072-015-C - Hardness 170-225 HV. Precision.	Washers - Flat - Carbon Spring Steel - Precision Shim
56 +0.100/+0.400	72 -0.100/-0.400	2 +0.000/-0.070	W0560-FP-072-020-C - Hardness 170-225 HV. Precision.	Washers - Flat - Carbon Spring Steel - Precision Shim
56 +0.100/+0.400	72 -0.100/-0.400	3 +0.000/-0.070	* W0560-FP-072-030-C - Hardness 44-49 HRC. Precision.	Washers - Flat - Carbon Spring Steel - Precision Shim
60.000 x 75.000 mm (2.362 x 2.953 in.)				
60 +0.100/+0.400	75 -0.100/-0.400	0.1 +0.000/-0.030	W0600-FP-075-001-C - Hardness 170-225 HV. Precision.	Washers - Flat - Carbon Spring Steel - Precision Shim
60 +0.100/+0.400	75 -0.100/-0.400	0.15 +0.000/-0.040	* W0600-FP-075-0015-C - Hardness 170-225 HV. Precision.	Washers - Flat - Carbon Spring Steel - Precision Shim
60 +0.100/+0.400	75 -0.100/-0.400	0.2 +0.000/-0.040	W0600-FP-075-002-C - Hardness 170-225 HV. Precision.	Washers - Flat - Carbon Spring Steel - Precision Shim
60 +0.100/+0.400	75 -0.100/-0.400	0.25 +0.000/-0.040	* W0600-FP-075-0025-C - Hardness 170-225 HV. Precision.	Washers - Flat - Carbon Spring Steel - Precision Shim
60 +0.100/+0.400	75 -0.100/-0.400	0.3 +0.000/-0.050	W0600-FP-075-003-C - Hardness 170-225 HV. Precision.	Washers - Flat - Carbon Spring Steel - Precision Shim
60 +0.100/+0.400	75 -0.100/-0.400	0.5 +0.000/-0.050	W0600-FP-075-005-C - Hardness 170-225 HV. Precision.	Washers - Flat - Carbon Spring Steel - Precision Shim
60 +0.100/+0.400	75 -0.100/-0.400	1 +0.000/-0.050	W0600-FP-075-010-C - Hardness 170-225 HV. Precision.	Washers - Flat - Carbon Spring Steel - Precision Shim
60 +0.100/+0.400	75 -0.100/-0.400	1.2 +0.000/-0.070	* W0600-FP-075-012-C - Hardness 170-225 HV. Precision.	Washers - Flat - Carbon Spring Steel - Precision Shim
60 +0.100/+0.400	75 -0.100/-0.400	1.5 +0.000/-0.070	* W0600-FP-075-015-C - Hardness 170-225 HV. Precision.	Washers - Flat - Carbon Spring Steel - Precision Shim
60 +0.100/+0.400	75 -0.100/-0.400	2 +0.000/-0.070	W0600-FP-075-020-C - Hardness 170-225 HV. Precision.	Washers - Flat - Carbon Spring Steel - Precision Shim
60 +0.100/+0.400	75 -0.100/-0.400	3 +0.000/-0.070	* W0600-FP-075-030-C - Hardness 44-49 HRC. Precision.	Washers - Flat - Carbon Spring Steel - Precision Shim
63.000 x 80.000 mm (2.480 x 3.150 in.)				
63 +0.100/+0.400	80 -0.100/-0.400	0.1 +0.000/-0.030	W0630-FP-080-001-C - Hardness 170-225 HV. Precision.	Washers - Flat - Carbon Spring Steel - Precision Shim
63 +0.100/+0.400	80 -0.100/-0.400	0.15 +0.000/-0.040	* W0630-FP-080-0015-C - Hardness 170-225 HV. Precision.	Washers - Flat - Carbon Spring Steel - Precision Shim
63 +0.100/+0.400	80 -0.100/-0.400	0.2 +0.000/-0.040	W0630-FP-080-002-C - Hardness 170-225 HV. Precision.	Washers - Flat - Carbon Spring Steel - Precision Shim
63 +0.100/+0.400	80 -0.100/-0.400	0.25 +0.000/-0.040	* W0630-FP-080-0025-C - Hardness 170-225 HV. Precision.	Washers - Flat - Carbon Spring Steel - Precision Shim
63 +0.100/+0.400	80 -0.100/-0.400	0.3 +0.000/-0.050	W0630-FP-080-003-C - Hardness 170-225 HV. Precision.	Washers - Flat - Carbon Spring Steel - Precision Shim
63 +0.100/+0.400	80 -0.100/-0.400	0.5 +0.000/-0.050	W0630-FP-080-005-C - Hardness 170-225 HV. Precision.	Washers - Flat - Carbon Spring Steel - Precision Shim
63 +0.100/+0.400	80 -0.100/-0.400	1 +0.000/-0.050	W0630-FP-080-010-C - Hardness 170-225 HV. Precision.	Washers - Flat - Carbon Spring Steel - Precision Shim
63 +0.100/+0.400	80 -0.100/-0.400	1.2 +0.000/-0.070	* W0630-FP-080-012-C - Hardness 170-225 HV. Precision.	Washers - Flat - Carbon Spring Steel - Precision Shim
63 +0.100/+0.400	80 -0.100/-0.400	1.5 +0.000/-0.070	W0630-FP-080-015-C - Hardness 170-225 HV. Precision.	Washers - Flat - Carbon Spring Steel - Precision Shim
63 +0.100/+0.400	80 -0.100/-0.400	2 +0.000/-0.070	* W0630-FP-080-020-C - Hardness 170-225 HV. Precision.	Washers - Flat - Carbon Spring Steel - Precision Shim
63 +0.100/+0.400	80 -0.100/-0.400	3 +0.000/-0.070	* W0630-FP-080-030-C - Hardness 44-49 HRC. Precision.	Washers - Flat - Carbon Spring Steel - Precision Shim
65.000 x 85.000 mm (2.559 x 3.346 in.)				
65 +0.100/+0.400	85 -0.120/-0.470	0.1 +0.000/-0.030	W0650-FP-085-001-C - Hardness 170-225 HV. Precision.	Washers - Flat - Carbon Spring Steel - Precision Shim
65 +0.100/+0.400	85 -0.120/-0.470	0.15 +0.000/-0.040	* W0650-FP-085-0015-C - Hardness 170-225 HV. Precision.	Washers - Flat - Carbon Spring Steel - Precision Shim
65 +0.100/+0.400	85 -0.120/-0.470	0.2 +0.000/-0.040	W0650-FP-085-002-C - Hardness 170-225 HV. Precision.	Washers - Flat - Carbon Spring Steel - Precision Shim
65 +0.100/+0.400	85 -0.120/-0.470	0.25 +0.000/-0.040	* W0650-FP-085-0025-C - Hardness 170-225 HV. Precision.	Washers - Flat - Carbon Spring Steel - Precision Shim



Stocked or Short Delivery



Usually Available



Long delivery or not in current production

* Large Minimum Quantities

** Available only while stock lasts

Nom. ID	Nom. OD	Thickness/Length	Part Number	Type
65.000 x 85.000 mm (2.559 x 3.346 in.)				
65 +0.100/+0.400	85 -0.120/-0.470	0.3 +0.000/-0.050	W0650-FP-085-003-C - Hardness 170-225 HV. Precision.	Washers - Flat - Carbon Spring Steel - Precision Shim
65 +0.100/+0.400	85 -0.120/-0.470	0.5 +0.000/-0.050	W0650-FP-085-005-C - Hardness 170-225 HV. Precision.	Washers - Flat - Carbon Spring Steel - Precision Shim
65 +0.100/+0.400	85 -0.120/-0.470	1 +0.000/-0.050	W0650-FP-085-010-C - Hardness 170-225 HV. Precision.	Washers - Flat - Carbon Spring Steel - Precision Shim
65 +0.100/+0.400	85 -0.120/-0.470	1.2 +0.000/-0.070	* W0650-FP-085-012-C - Hardness 170-225 HV. Precision.	Washers - Flat - Carbon Spring Steel - Precision Shim
65 +0.100/+0.400	85 -0.120/-0.470	1.5 +0.000/-0.070	* W0650-FP-085-015-C - Hardness 170-225 HV. Precision.	Washers - Flat - Carbon Spring Steel - Precision Shim
65 +0.100/+0.400	85 -0.120/-0.470	2 +0.000/-0.070	W0650-FP-085-020-C - Hardness 170-225 HV. Precision.	Washers - Flat - Carbon Spring Steel - Precision Shim
65 +0.100/+0.400	85 -0.120/-0.470	3.5 +0.000/-0.080	* W0650-FP-085-035-C - Hardness 44-49 HRC. Precision.	Washers - Flat - Carbon Spring Steel - Precision Shim
70.000 x 90.000 mm (2.756 x 3.543 in.)				
70 +0.100/+0.400	90 -0.120/-0.470	0.1 +0.000/-0.030	W0700-FP-090-001-C - Hardness 170-225 HV. Precision.	Washers - Flat - Carbon Spring Steel - Precision Shim
70 +0.100/+0.400	90 -0.120/-0.470	0.15 +0.000/-0.040	* W0700-FP-090-0015-C - Hardness 170-225 HV. Precision.	Washers - Flat - Carbon Spring Steel - Precision Shim
70 +0.100/+0.400	90 -0.120/-0.470	0.2 +0.000/-0.040	W0700-FP-090-002-C - Hardness 170-225 HV. Precision.	Washers - Flat - Carbon Spring Steel - Precision Shim
70 +0.100/+0.400	90 -0.120/-0.470	0.25 +0.000/-0.040	* W0700-FP-090-0025-C - Hardness 170-225 HV. Precision.	Washers - Flat - Carbon Spring Steel - Precision Shim
70 +0.100/+0.400	90 -0.120/-0.470	0.3 +0.000/-0.050	W0700-FP-090-003-C - Hardness 170-225 HV. Precision.	Washers - Flat - Carbon Spring Steel - Precision Shim
70 +0.100/+0.400	90 -0.120/-0.470	0.5 +0.000/-0.050	W0700-FP-090-005-C - Hardness 170-225 HV. Precision.	Washers - Flat - Carbon Spring Steel - Precision Shim
70 +0.100/+0.400	90 -0.120/-0.470	1 +0.000/-0.050	W0700-FP-090-010-C - Hardness 170-225 HV. Precision.	Washers - Flat - Carbon Spring Steel - Precision Shim
70 +0.100/+0.400	90 -0.120/-0.470	1.2 +0.000/-0.070	* W0700-FP-090-012-C - Hardness 170-225 HV. Precision.	Washers - Flat - Carbon Spring Steel - Precision Shim
70 +0.100/+0.400	90 -0.120/-0.470	1.5 +0.000/-0.070	W0700-FP-090-015-C - Hardness 170-225 HV. Precision.	Washers - Flat - Carbon Spring Steel - Precision Shim
70 +0.100/+0.400	90 -0.120/-0.470	2 +0.000/-0.070	W0700-FP-090-020-C - Hardness 170-225 HV. Precision.	Washers - Flat - Carbon Spring Steel - Precision Shim
70 +0.100/+0.400	90 -0.120/-0.470	3.5 +0.000/-0.080	* W0700-FP-090-035-C - Hardness 44-49 HRC. Precision.	Washers - Flat - Carbon Spring Steel - Precision Shim
75.000 x 95.000 mm (2.953 x 3.740 in.)				
75 +0.100/+0.400	95 -0.120/-0.470	0.1 +0.000/-0.030	W0750-FP-095-001-C - Hardness 170-225 HV. Precision.	Washers - Flat - Carbon Spring Steel - Precision Shim
75 +0.100/+0.400	95 -0.120/-0.470	0.15 +0.000/-0.040	* W0750-FP-095-0015-C - Hardness 170-225 HV. Precision.	Washers - Flat - Carbon Spring Steel - Precision Shim
75 +0.100/+0.400	95 -0.120/-0.470	0.2 +0.000/-0.040	W0750-FP-095-002-C - Hardness 170-225 HV. Precision.	Washers - Flat - Carbon Spring Steel - Precision Shim
75 +0.100/+0.400	95 -0.120/-0.470	0.25 +0.000/-0.040	* W0750-FP-095-0025-C - Hardness 170-225 HV. Precision.	Washers - Flat - Carbon Spring Steel - Precision Shim
75 +0.100/+0.400	95 -0.120/-0.470	0.3 +0.000/-0.050	W0750-FP-095-003-C - Hardness 170-225 HV. Precision.	Washers - Flat - Carbon Spring Steel - Precision Shim
75 +0.100/+0.400	95 -0.120/-0.470	0.5 +0.000/-0.050	W0750-FP-095-005-C - Hardness 170-225 HV. Precision.	Washers - Flat - Carbon Spring Steel - Precision Shim
75 +0.100/+0.400	95 -0.120/-0.470	1 +0.000/-0.050	W0750-FP-095-010-C - Hardness 170-225 HV. Precision.	Washers - Flat - Carbon Spring Steel - Precision Shim
75 +0.100/+0.400	95 -0.120/-0.470	1.2 +0.000/-0.070	* W0750-FP-095-012-C - Hardness 170-225 HV. Precision.	Washers - Flat - Carbon Spring Steel - Precision Shim
75 +0.100/+0.400	95 -0.120/-0.470	1.5 +0.000/-0.070	W0750-FP-095-015-C - Hardness 170-225 HV. Precision.	Washers - Flat - Carbon Spring Steel - Precision Shim
75 +0.100/+0.400	95 -0.120/-0.470	2 +0.000/-0.070	W0750-FP-095-020-C - Hardness 170-225 HV. Precision.	Washers - Flat - Carbon Spring Steel - Precision Shim
75 +0.100/+0.400	95 -0.120/-0.470	3.5 +0.000/-0.080	* W0750-FP-095-035-C - Hardness 44-49 HRC. Precision.	Washers - Flat - Carbon Spring Steel - Precision Shim
80.000 x 100.000 mm (3.150 x 3.937 in.)				
80 +0.100/+0.400	100 -0.120/-0.470	0.1 +0.000/-0.030	W0800-FP-100-001-C - Hardness 170-225 HV. Precision.	Washers - Flat - Carbon Spring Steel - Precision Shim
80 +0.100/+0.400	100 -0.120/-0.470	0.15 +0.000/-0.040	* W0800-FP-100-0015-C - Hardness 170-225 HV. Precision.	Washers - Flat - Carbon Spring Steel - Precision Shim
80 +0.100/+0.400	100 -0.120/-0.470	0.2 +0.000/-0.040	W0800-FP-100-002-C - Hardness 170-225 HV. Precision.	Washers - Flat - Carbon Spring Steel - Precision Shim



Stocked or Short Delivery



Usually Available



Long delivery or not in current production

* Large Minimum Quantities

** Available only while stock lasts

Nom. ID	Nom. OD	Thickness/Length	Part Number	Type
80.000 x 100.000 mm (3.150 x 3.937 in.)				
80 +0.100/+0.400	100 -0.120/-0.470	0.25 +0.000/-0.040	* W0800-FP-100-0025-C - Hardness 170-225 HV. Precision.	Washers - Flat - Carbon Spring Steel - Precision Shim
80 +0.100/+0.400	100 -0.120/-0.470	0.3 +0.000/-0.050	W0800-FP-100-003-C - Hardness 170-225 HV. Precision.	Washers - Flat - Carbon Spring Steel - Precision Shim
80 +0.100/+0.400	100 -0.120/-0.470	0.5 +0.000/-0.050	W0800-FP-100-005-C - Hardness 170-225 HV. Precision.	Washers - Flat - Carbon Spring Steel - Precision Shim
80 +0.100/+0.400	100 -0.120/-0.470	1 +0.000/-0.050	W0800-FP-100-010-C - Hardness 170-225 HV. Precision.	Washers - Flat - Carbon Spring Steel - Precision Shim
80 +0.100/+0.400	100 -0.120/-0.470	1.2 +0.000/-0.070	* W0800-FP-100-012-C - Hardness 170-225 HV. Precision.	Washers - Flat - Carbon Spring Steel - Precision Shim
80 +0.100/+0.400	100 -0.120/-0.470	1.5 +0.000/-0.070	W0800-FP-100-015-C - Hardness 170-225 HV. Precision.	Washers - Flat - Carbon Spring Steel - Precision Shim
80 +0.100/+0.400	100 -0.120/-0.470	2 +0.000/-0.070	W0800-FP-100-020-C - Hardness 170-225 HV. Precision.	Washers - Flat - Carbon Spring Steel - Precision Shim
80 +0.100/+0.400	100 -0.120/-0.470	3.5 +0.000/-0.080	* W0800-FP-100-035-C - Hardness 44-49 HRC. Precision.	Washers - Flat - Carbon Spring Steel - Precision Shim
85.000 x 105.000 mm (3.346 x 4.134 in.)				
85 +0.120/+0.470	105 -0.120/-0.470	0.1 +0.000/-0.030	W0850-FP-105-001-C - Hardness 170-225 HV. Precision.	Washers - Flat - Carbon Spring Steel - Precision Shim
85 +0.120/+0.470	105 -0.120/-0.470	0.15 +0.000/-0.040	* W0850-FP-105-0015-C - Hardness 170-225 HV. Precision.	Washers - Flat - Carbon Spring Steel - Precision Shim
85 +0.120/+0.470	105 -0.120/-0.470	0.2 +0.000/-0.040	W0850-FP-105-002-C - Hardness 170-225 HV. Precision.	Washers - Flat - Carbon Spring Steel - Precision Shim
85 +0.120/+0.470	105 -0.120/-0.470	0.25 +0.000/-0.040	* W0850-FP-105-0025-C - Hardness 170-225 HV. Precision.	Washers - Flat - Carbon Spring Steel - Precision Shim
85 +0.120/+0.470	105 -0.120/-0.470	0.3 +0.000/-0.050	W0850-FP-105-003-C - Hardness 170-225 HV. Precision.	Washers - Flat - Carbon Spring Steel - Precision Shim
85 +0.120/+0.470	105 -0.120/-0.470	0.5 +0.000/-0.050	W0850-FP-105-005-C - Hardness 170-225 HV. Precision.	Washers - Flat - Carbon Spring Steel - Precision Shim
85 +0.120/+0.470	105 -0.120/-0.470	1 +0.000/-0.050	W0850-FP-105-010-C - Hardness 170-225 HV. Precision.	Washers - Flat - Carbon Spring Steel - Precision Shim
85 +0.120/+0.470	105 -0.120/-0.470	1.2 +0.000/-0.070	* W0850-FP-105-012-C - Hardness 170-225 HV. Precision.	Washers - Flat - Carbon Spring Steel - Precision Shim
85 +0.120/+0.470	105 -0.120/-0.470	1.5 +0.000/-0.070	W0850-FP-105-015-C - Hardness 170-225 HV. Precision.	Washers - Flat - Carbon Spring Steel - Precision Shim
85 +0.120/+0.470	105 -0.120/-0.470	2 +0.000/-0.070	W0850-FP-105-020-C - Hardness 170-225 HV. Precision.	Washers - Flat - Carbon Spring Steel - Precision Shim
85 +0.120/+0.470	105 -0.120/-0.470	3.5 +0.000/-0.080	* W0850-FP-105-035-C - Hardness 44-49 HRC. Precision.	Washers - Flat - Carbon Spring Steel - Precision Shim
90.000 x 110.000 mm (3.543 x 4.331 in.)				
90 +0.120/+0.470	110 -0.120/-0.470	0.1 +0.000/-0.030	W0900-FP-110-001-C - Hardness 170-225 HV. Precision.	Washers - Flat - Carbon Spring Steel - Precision Shim
90 +0.120/+0.470	110 -0.120/-0.470	0.15 +0.000/-0.040	* W0900-FP-110-0015-C - Hardness 170-225 HV. Precision.	Washers - Flat - Carbon Spring Steel - Precision Shim
90 +0.120/+0.470	110 -0.120/-0.470	0.2 +0.000/-0.040	W0900-FP-110-002-C - Hardness 170-225 HV. Precision.	Washers - Flat - Carbon Spring Steel - Precision Shim
90 +0.120/+0.470	110 -0.120/-0.470	0.25 +0.000/-0.040	* W0900-FP-110-0025-C - Hardness 170-225 HV. Precision.	Washers - Flat - Carbon Spring Steel - Precision Shim
90 +0.120/+0.470	110 -0.120/-0.470	0.3 +0.000/-0.050	W0900-FP-110-003-C - Hardness 170-225 HV. Precision.	Washers - Flat - Carbon Spring Steel - Precision Shim
90 +0.120/+0.470	110 -0.120/-0.470	0.5 +0.000/-0.050	W0900-FP-110-005-C - Hardness 170-225 HV. Precision.	Washers - Flat - Carbon Spring Steel - Precision Shim
90 +0.120/+0.470	110 -0.120/-0.470	1 +0.000/-0.050	W0900-FP-110-010-C - Hardness 170-225 HV. Precision.	Washers - Flat - Carbon Spring Steel - Precision Shim
90 +0.120/+0.470	110 -0.120/-0.470	1.2 +0.000/-0.070	* W0900-FP-110-012-C - Hardness 170-225 HV. Precision.	Washers - Flat - Carbon Spring Steel - Precision Shim
90 +0.120/+0.470	110 -0.120/-0.470	1.5 +0.000/-0.070	W0900-FP-110-015-C - Hardness 170-225 HV. Precision.	Washers - Flat - Carbon Spring Steel - Precision Shim
90 +0.120/+0.470	110 -0.120/-0.470	2 +0.000/-0.070	W0900-FP-110-020-C - Hardness 170-225 HV. Precision.	Washers - Flat - Carbon Spring Steel - Precision Shim
90 +0.120/+0.470	110 -0.120/-0.470	3.5 +0.000/-0.080	* W0900-FP-110-035-C - Hardness 44-49 HRC. Precision.	Washers - Flat - Carbon Spring Steel - Precision Shim
95.000 x 115.000 mm (3.740 x 4.528 in.)				
95 +0.120/+0.470	115 -0.120/-0.470	0.1 +0.000/-0.030	W0950-FP-115-001-C - Hardness 170-225 HV. Precision.	Washers - Flat - Carbon Spring Steel - Precision Shim
95 +0.120/+0.470	115 -0.120/-0.470	0.15 +0.000/-0.040	* W0950-FP-115-0015-C - Hardness 170-225 HV. Precision.	Washers - Flat - Carbon Spring Steel - Precision Shim



Stocked or Short Delivery



Usually Available



Long delivery or not in current production

* Large Minimum Quantities

** Available only while stock lasts

Nom. ID	Nom. OD	Thickness/Length	Part Number	Type
95.000 x 115.000 mm (3.740 x 4.528 in.)				
95 +0.120/+0.470	115 -0.120/-0.470	0.2 +0.000/-0.040	W0950-FP-115-002-C - Hardness 170-225 HV. Precision.	Washers - Flat - Carbon Spring Steel - Precision Shim
95 +0.120/+0.470	115 -0.120/-0.470	0.25 +0.000/-0.040	* W0950-FP-115-0025-C - Hardness 170-225 HV. Precision.	Washers - Flat - Carbon Spring Steel - Precision Shim
95 +0.120/+0.470	115 -0.120/-0.470	0.3 +0.000/-0.050	W0950-FP-115-003-C - Hardness 170-225 HV. Precision.	Washers - Flat - Carbon Spring Steel - Precision Shim
95 +0.120/+0.470	115 -0.120/-0.470	0.5 +0.000/-0.050	W0950-FP-115-005-C - Hardness 170-225 HV. Precision.	Washers - Flat - Carbon Spring Steel - Precision Shim
95 +0.120/+0.470	115 -0.120/-0.470	1 +0.000/-0.050	W0950-FP-115-010-C - Hardness 170-225 HV. Precision.	Washers - Flat - Carbon Spring Steel - Precision Shim
95 +0.120/+0.470	115 -0.120/-0.470	1.2 +0.000/-0.070	* W0950-FP-115-012-C - Hardness 170-225 HV. Precision.	Washers - Flat - Carbon Spring Steel - Precision Shim
95 +0.120/+0.470	115 -0.120/-0.470	1.5 +0.000/-0.070	W0950-FP-115-015-C - Hardness 170-225 HV. Precision.	Washers - Flat - Carbon Spring Steel - Precision Shim
95 +0.120/+0.470	115 -0.120/-0.470	2 +0.000/-0.070	W0950-FP-115-020-C - Hardness 170-225 HV. Precision.	Washers - Flat - Carbon Spring Steel - Precision Shim
95 +0.120/+0.470	115 -0.120/-0.470	3.5 +0.000/-0.080	* W0950-FP-115-035-C - Hardness 44-49 HRC. Precision.	Washers - Flat - Carbon Spring Steel - Precision Shim
100.000 x 120.000 mm (3.937 x 4.724 in.)				
100 +0.120/+0.470	120 -0.120/-0.470	0.1 +0.000/-0.030	W1000-FP-120-001-C - Hardness 170-225 HV. Precision.	Washers - Flat - Carbon Spring Steel - Precision Shim
100 +0.120/+0.470	120 -0.120/-0.470	0.15 +0.000/-0.040	* W1000-FP-120-0015-C - Hardness 170-225 HV. Precision.	Washers - Flat - Carbon Spring Steel - Precision Shim
100 +0.120/+0.470	120 -0.120/-0.470	0.2 +0.000/-0.040	W1000-FP-120-002-C - Hardness 170-225 HV. Precision.	Washers - Flat - Carbon Spring Steel - Precision Shim
100 +0.120/+0.470	120 -0.120/-0.470	0.25 +0.000/-0.040	* W1000-FP-120-0025-C - Hardness 170-225 HV. Precision.	Washers - Flat - Carbon Spring Steel - Precision Shim
100 +0.120/+0.470	120 -0.120/-0.470	0.3 +0.000/-0.050	W1000-FP-120-003-C - Hardness 170-225 HV. Precision.	Washers - Flat - Carbon Spring Steel - Precision Shim
100 +0.120/+0.470	120 -0.120/-0.470	0.5 +0.000/-0.050	W1000-FP-120-005-C - Hardness 170-225 HV. Precision.	Washers - Flat - Carbon Spring Steel - Precision Shim
100 +0.120/+0.470	120 -0.120/-0.470	1 +0.000/-0.050	W1000-FP-120-010-C - Hardness 170-225 HV. Precision.	Washers - Flat - Carbon Spring Steel - Precision Shim
100 +0.120/+0.470	120 -0.120/-0.470	1.2 +0.000/-0.070	* W1000-FP-120-012-C - Hardness 170-225 HV. Precision.	Washers - Flat - Carbon Spring Steel - Precision Shim
100 +0.120/+0.470	120 -0.120/-0.470	1.5 +0.000/-0.070	* W1000-FP-120-015-C - Hardness 170-225 HV. Precision.	Washers - Flat - Carbon Spring Steel - Precision Shim
100 +0.120/+0.470	120 -0.120/-0.470	2 +0.000/-0.070	* W1000-FP-120-020-C - Hardness 170-225 HV. Precision.	Washers - Flat - Carbon Spring Steel - Precision Shim
100 +0.120/+0.470	120 -0.120/-0.470	3.5 +0.000/-0.080	* W1000-FP-120-035-C - Hardness 44-49 HRC. Precision.	Washers - Flat - Carbon Spring Steel - Precision Shim
100.000 x 125.000 mm (3.937 x 4.921 in.)				
100 +0.120/+0.470	125 -0.145/-0.545	0.1 +0.000/-0.030	* W1000-FP-125-001-C - Hardness 170-225 HV. Precision.	Washers - Flat - Carbon Spring Steel - Precision Shim
100 +0.120/+0.470	125 -0.145/-0.545	0.15 +0.000/-0.040	* W1000-FP-125-0015-C - Hardness 170-225 HV. Precision.	Washers - Flat - Carbon Spring Steel - Precision Shim
100 +0.120/+0.470	125 -0.145/-0.545	0.2 +0.000/-0.040	* W1000-FP-125-002-C - Hardness 170-225 HV. Precision.	Washers - Flat - Carbon Spring Steel - Precision Shim
100 +0.120/+0.470	125 -0.145/-0.545	0.25 +0.000/-0.040	* W1000-FP-125-0025-C - Hardness 170-225 HV. Precision.	Washers - Flat - Carbon Spring Steel - Precision Shim
100 +0.120/+0.470	125 -0.145/-0.545	0.3 +0.000/-0.050	* W1000-FP-125-003-C - Hardness 170-225 HV. Precision.	Washers - Flat - Carbon Spring Steel - Precision Shim
100 +0.120/+0.470	125 -0.145/-0.545	0.5 +0.000/-0.050	* W1000-FP-125-005-C - Hardness 170-225 HV. Precision.	Washers - Flat - Carbon Spring Steel - Precision Shim
100 +0.120/+0.470	125 -0.145/-0.545	1 +0.000/-0.050	* W1000-FP-125-010-C - Hardness 170-225 HV. Precision.	Washers - Flat - Carbon Spring Steel - Precision Shim
100 +0.120/+0.470	125 -0.145/-0.545	3.5 +0.000/-0.080	* W1000-FP-125-035-C - Hardness 44-49 HRC. Precision.	Washers - Flat - Carbon Spring Steel - Precision Shim
105.000 x 130.000 mm (4.134 x 5.118 in.)				
105 +0.120/+0.470	130 -0.145/-0.545	0.1 +0.000/-0.030	* W1050-FP-130-001-C - Hardness 170-225 HV. Precision.	Washers - Flat - Carbon Spring Steel - Precision Shim
105 +0.120/+0.470	130 -0.145/-0.545	0.15 +0.000/-0.040	* W1050-FP-130-0015-C - Hardness 170-225 HV. Precision.	Washers - Flat - Carbon Spring Steel - Precision Shim
105 +0.120/+0.470	130 -0.145/-0.545	0.2 +0.000/-0.040	* W1050-FP-130-002-C - Hardness 170-225 HV. Precision.	Washers - Flat - Carbon Spring Steel - Precision Shim
105 +0.120/+0.470	130 -0.145/-0.545	0.25 +0.000/-0.040	* W1050-FP-130-0025-C - Hardness 170-225 HV. Precision.	Washers - Flat - Carbon Spring Steel - Precision Shim



Stocked or Short Delivery



Usually Available



Long delivery or not in current production

* Large Minimum Quantities

** Available only while stock lasts

Nom. ID	Nom. OD	Thickness/Length	Part Number	Type
105.000 x 130.000 mm (4.134 x 5.118 in.)				
105 +0.120/+0.470	130 -0.145/-0.545	0.3 +0.000/-0.050	* W1050-FP-130-003-C - Hardness 170-225 HV. Precision.	Washers - Flat - Carbon Spring Steel - Precision Shim
105 +0.120/+0.470	130 -0.145/-0.545	0.5 +0.000/-0.050	* W1050-FP-130-005-C - Hardness 170-225 HV. Precision.	Washers - Flat - Carbon Spring Steel - Precision Shim
105 +0.120/+0.470	130 -0.145/-0.545	1 +0.000/-0.050	* W1050-FP-130-010-C - Hardness 170-225 HV. Precision.	Washers - Flat - Carbon Spring Steel - Precision Shim
105 +0.120/+0.470	130 -0.145/-0.545	3.5 +0.000/-0.080	* W1050-FP-130-035-C - Hardness 44-49 HRC. Precision.	Washers - Flat - Carbon Spring Steel - Precision Shim
110.000 x 140.000 mm (4.331 x 5.512 in.)				
110 +0.120/+0.470	140 -0.145/-0.545	0.1 +0.000/-0.030	* W1100-FP-140-001-C - Hardness 170-225 HV. Precision.	Washers - Flat - Carbon Spring Steel - Precision Shim
110 +0.120/+0.470	140 -0.145/-0.545	0.15 +0.000/-0.040	* W1100-FP-140-0015-C - Hardness 170-225 HV. Precision.	Washers - Flat - Carbon Spring Steel - Precision Shim
110 +0.120/+0.470	140 -0.145/-0.545	0.2 +0.000/-0.040	* W1100-FP-140-002-C - Hardness 170-225 HV. Precision.	Washers - Flat - Carbon Spring Steel - Precision Shim
110 +0.120/+0.470	140 -0.145/-0.545	0.25 +0.000/-0.040	* W1100-FP-140-0025-C - Hardness 170-225 HV. Precision.	Washers - Flat - Carbon Spring Steel - Precision Shim
110 +0.120/+0.470	140 -0.145/-0.545	0.3 +0.000/-0.050	* W1100-FP-140-003-C - Hardness 170-225 HV. Precision.	Washers - Flat - Carbon Spring Steel - Precision Shim
110 +0.120/+0.470	140 -0.145/-0.545	0.5 +0.000/-0.050	* W1100-FP-140-005-C - Hardness 170-225 HV. Precision.	Washers - Flat - Carbon Spring Steel - Precision Shim
110 +0.120/+0.470	140 -0.145/-0.545	1 +0.000/-0.050	* W1100-FP-140-010-C - Hardness 170-225 HV. Precision.	Washers - Flat - Carbon Spring Steel - Precision Shim
110 +0.120/+0.470	140 -0.145/-0.545	3.5 +0.000/-0.080	* W1100-FP-140-035-C - Hardness 44-49 HRC. Precision.	Washers - Flat - Carbon Spring Steel - Precision Shim
120.000 x 150.000 mm (4.724 x 5.906 in.)				
120 +0.120/+0.470	150 -0.145/-0.545	0.1 +0.000/-0.030	* W1200-FP-150-001-C - Hardness 170-225 HV. Precision.	Washers - Flat - Carbon Spring Steel - Precision Shim
120 +0.120/+0.470	150 -0.145/-0.545	0.15 +0.000/-0.040	* W1200-FP-150-0015-C - Hardness 170-225 HV. Precision.	Washers - Flat - Carbon Spring Steel - Precision Shim
120 +0.120/+0.470	150 -0.145/-0.545	0.2 +0.000/-0.040	* W1200-FP-150-002-C - Hardness 170-225 HV. Precision.	Washers - Flat - Carbon Spring Steel - Precision Shim
120 +0.120/+0.470	150 -0.145/-0.545	0.25 +0.000/-0.040	* W1200-FP-150-0025-C - Hardness 170-225 HV. Precision.	Washers - Flat - Carbon Spring Steel - Precision Shim
120 +0.120/+0.470	150 -0.145/-0.545	0.3 +0.000/-0.050	* W1200-FP-150-003-C - Hardness 170-225 HV. Precision.	Washers - Flat - Carbon Spring Steel - Precision Shim
120 +0.120/+0.470	150 -0.145/-0.545	0.5 +0.000/-0.050	* W1200-FP-150-005-C - Hardness 170-225 HV. Precision.	Washers - Flat - Carbon Spring Steel - Precision Shim
120 +0.120/+0.470	150 -0.145/-0.545	1 +0.000/-0.050	* W1200-FP-150-010-C - Hardness 170-225 HV. Precision.	Washers - Flat - Carbon Spring Steel - Precision Shim
120 +0.120/+0.470	150 -0.145/-0.545	3.5 +0.000/-0.080	* W1200-FP-150-035-C - Hardness 44-49 HRC. Precision.	Washers - Flat - Carbon Spring Steel - Precision Shim
130.000 x 160.000 mm (5.118 x 6.299 in.)				
130 +0.145/+0.545	160 -0.145/-0.545	0.1 +0.000/-0.030	* W1300-FP-160-001-C - Hardness 170-225 HV. Precision.	Washers - Flat - Carbon Spring Steel - Precision Shim
130 +0.145/+0.545	160 -0.145/-0.545	0.15 +0.000/-0.040	* W1300-FP-160-0015-C - Hardness 170-225 HV. Precision.	Washers - Flat - Carbon Spring Steel - Precision Shim
130 +0.145/+0.545	160 -0.145/-0.545	0.2 +0.000/-0.040	* W1300-FP-160-002-C - Hardness 170-225 HV. Precision.	Washers - Flat - Carbon Spring Steel - Precision Shim
130 +0.145/+0.545	160 -0.145/-0.545	0.25 +0.000/-0.040	* W1300-FP-160-0025-C - Hardness 170-225 HV. Precision.	Washers - Flat - Carbon Spring Steel - Precision Shim
130 +0.145/+0.545	160 -0.145/-0.545	0.3 +0.000/-0.050	* W1300-FP-160-003-C - Hardness 170-225 HV. Precision.	Washers - Flat - Carbon Spring Steel - Precision Shim
130 +0.145/+0.545	160 -0.145/-0.545	0.5 +0.000/-0.050	* W1300-FP-160-005-C - Hardness 170-225 HV. Precision.	Washers - Flat - Carbon Spring Steel - Precision Shim
130 +0.145/+0.545	160 -0.145/-0.545	1 +0.000/-0.050	* W1300-FP-160-010-C - Hardness 170-225 HV. Precision.	Washers - Flat - Carbon Spring Steel - Precision Shim
130 +0.145/+0.545	160 -0.145/-0.545	3.5 +0.000/-0.080	* W1300-FP-160-035-C - Hardness 44-49 HRC. Precision.	Washers - Flat - Carbon Spring Steel - Precision Shim
140.000 x 170.000 mm (5.512 x 6.693 in.)				
140 +0.145/+0.545	170 -0.145/-0.545	0.1 +0.000/-0.030	* W1400-FP-170-001-C - Hardness 170-225 HV. Precision.	Washers - Flat - Carbon Spring Steel - Precision Shim
140 +0.145/+0.545	170 -0.145/-0.545	0.15 +0.000/-0.040	* W1400-FP-170-0015-C - Hardness 170-225 HV. Precision.	Washers - Flat - Carbon Spring Steel - Precision Shim
140 +0.145/+0.545	170 -0.145/-0.545	0.2 +0.000/-0.040	* W1400-FP-170-002-C - Hardness 170-225 HV. Precision.	Washers - Flat - Carbon Spring Steel - Precision Shim



Stocked or Short Delivery



Usually Available



Long delivery or not in current production

* Large Minimum Quantities

** Available only while stock lasts

Nom. ID	Nom. OD	Thickness/Length	Part Number	Type
140.000 x 170.000 mm (5.512 x 6.693 in.)				
140 +0.145/+0.545	170 -0.145/-0.545	0.25 +0.000/-0.040	* W1400-FP-170-0025-C - Hardness 170-225 HV. Precision.	Washers - Flat - Carbon Spring Steel - Precision Shim
140 +0.145/+0.545	170 -0.145/-0.545	0.3 +0.000/-0.050	* W1400-FP-170-003-C - Hardness 170-225 HV. Precision.	Washers - Flat - Carbon Spring Steel - Precision Shim
140 +0.145/+0.545	170 -0.145/-0.545	0.5 +0.000/-0.050	* W1400-FP-170-005-C - Hardness 170-225 HV. Precision.	Washers - Flat - Carbon Spring Steel - Precision Shim
140 +0.145/+0.545	170 -0.145/-0.545	1 +0.000/-0.050	* W1400-FP-170-010-C - Hardness 170-225 HV. Precision.	Washers - Flat - Carbon Spring Steel - Precision Shim
140 +0.145/+0.545	170 -0.145/-0.545	3.5 +0.000/-0.080	* W1400-FP-170-035-C - Hardness 44-49 HRC. Precision.	Washers - Flat - Carbon Spring Steel - Precision Shim
150.000 x 180.000 mm (5.906 x 7.087 in.)				
150 +0.145/+0.545	180 -0.145/-0.545	0.1 +0.000/-0.030	* W1500-FP-180-001-C - Hardness 170-225 HV. Precision.	Washers - Flat - Carbon Spring Steel - Precision Shim
150 +0.145/+0.545	180 -0.145/-0.545	0.15 +0.000/-0.040	* W1500-FP-180-0015-C - Hardness 170-225 HV. Precision.	Washers - Flat - Carbon Spring Steel - Precision Shim
150 +0.145/+0.545	180 -0.145/-0.545	0.2 +0.000/-0.040	* W1500-FP-180-002-C - Hardness 170-225 HV. Precision.	Washers - Flat - Carbon Spring Steel - Precision Shim
150 +0.145/+0.545	180 -0.145/-0.545	0.25 +0.000/-0.040	* W1500-FP-180-0025-C - Hardness 170-225 HV. Precision.	Washers - Flat - Carbon Spring Steel - Precision Shim
150 +0.145/+0.545	180 -0.145/-0.545	0.3 +0.000/-0.050	* W1500-FP-180-003-C - Hardness 170-225 HV. Precision.	Washers - Flat - Carbon Spring Steel - Precision Shim
150 +0.145/+0.545	180 -0.145/-0.545	0.5 +0.000/-0.050	* W1500-FP-180-005-C - Hardness 170-225 HV. Precision.	Washers - Flat - Carbon Spring Steel - Precision Shim
150 +0.145/+0.545	180 -0.145/-0.545	1 +0.000/-0.050	* W1500-FP-180-010-C - Hardness 170-225 HV. Precision.	Washers - Flat - Carbon Spring Steel - Precision Shim
150 +0.145/+0.545	180 -0.145/-0.545	3.5 +0.000/-0.080	* W1500-FP-180-035-C - Hardness 44-49 HRC. Precision.	Washers - Flat - Carbon Spring Steel - Precision Shim
160.000 x 190.000 mm (6.299 x 7.480 in.)				
160 +0.145/+0.545	190 -0.170/-0.630	0.1 +0.000/-0.030	* W1600-FP-190-001-C - Hardness 170-225 HV. Precision.	Washers - Flat - Carbon Spring Steel - Precision Shim
160 +0.145/+0.545	190 -0.170/-0.630	0.15 +0.000/-0.040	* W1600-FP-190-0015-C - Hardness 170-225 HV. Precision.	Washers - Flat - Carbon Spring Steel - Precision Shim
160 +0.145/+0.545	190 -0.170/-0.630	0.2 +0.000/-0.040	* W1600-FP-190-002-C - Hardness 170-225 HV. Precision.	Washers - Flat - Carbon Spring Steel - Precision Shim
160 +0.145/+0.545	190 -0.170/-0.630	0.25 +0.000/-0.040	* W1600-FP-190-0025-C - Hardness 170-225 HV. Precision.	Washers - Flat - Carbon Spring Steel - Precision Shim
160 +0.145/+0.545	190 -0.170/-0.630	0.3 +0.000/-0.050	* W1600-FP-190-003-C - Hardness 170-225 HV. Precision.	Washers - Flat - Carbon Spring Steel - Precision Shim
160 +0.145/+0.545	190 -0.170/-0.630	0.5 +0.000/-0.050	* W1600-FP-190-005-C - Hardness 170-225 HV. Precision.	Washers - Flat - Carbon Spring Steel - Precision Shim
160 +0.145/+0.545	190 -0.170/-0.630	1 +0.000/-0.050	* W1600-FP-190-010-C - Hardness 170-225 HV. Precision.	Washers - Flat - Carbon Spring Steel - Precision Shim
160 +0.145/+0.545	190 -0.170/-0.630	3.5 +0.000/-0.080	* W1600-FP-190-035-C - Hardness 44-49 HRC. Precision.	Washers - Flat - Carbon Spring Steel - Precision Shim
170.000 x 200.000 mm (6.693 x 7.874 in.)				
170 +0.145/+0.545	200 -0.170/-0.630	0.1 +0.000/-0.030	* W1700-FP-200-001-C - Hardness 170-225 HV. Precision.	Washers - Flat - Carbon Spring Steel - Precision Shim
170 +0.145/+0.545	200 -0.170/-0.630	0.15 +0.000/-0.040	* W1700-FP-200-0015-C - Hardness 170-225 HV. Precision.	Washers - Flat - Carbon Spring Steel - Precision Shim
170 +0.145/+0.545	200 -0.170/-0.630	0.2 +0.000/-0.040	* W1700-FP-200-002-C - Hardness 170-225 HV. Precision.	Washers - Flat - Carbon Spring Steel - Precision Shim
170 +0.145/+0.545	200 -0.170/-0.630	0.25 +0.000/-0.040	* W1700-FP-200-0025-C - Hardness 170-225 HV. Precision.	Washers - Flat - Carbon Spring Steel - Precision Shim
170 +0.145/+0.545	200 -0.170/-0.630	0.3 +0.000/-0.050	* W1700-FP-200-003-C - Hardness 170-225 HV. Precision.	Washers - Flat - Carbon Spring Steel - Precision Shim
170 +0.145/+0.545	200 -0.170/-0.630	0.5 +0.000/-0.050	* W1700-FP-200-005-C - Hardness 170-225 HV. Precision.	Washers - Flat - Carbon Spring Steel - Precision Shim
170 +0.145/+0.545	200 -0.170/-0.630	1 +0.000/-0.050	* W1700-FP-200-010-C - Hardness 170-225 HV. Precision.	Washers - Flat - Carbon Spring Steel - Precision Shim
170 +0.145/+0.545	200 -0.170/-0.630	3.5 +0.000/-0.080	* W1700-FP-200-035-C - Hardness 44-49 HRC. Precision.	Washers - Flat - Carbon Spring Steel - Precision Shim



Stocked or Short Delivery



Usually Available



Long delivery or not in current production

* Large Minimum Quantities

** Available only while stock lasts

TIPS

Precision shim washers have an "FP" (Flat Precision) in the part number. Non precision flat washers just have an "F".

Washer ID and OD are nominal sizes. For example a washer listed with an ID of 16mm is designed to fit over a 16mm bolt or shaft. Refer to the tolerances shown for actual sizes.

All sizes are listed in metric for ease of finding alternatives when stock is not available for the size you require.



Distributed By

Miniature Bearings Australia
<http://www.minibearings.com.au>
sales@minibearings.com.au

Resellers: Please place your contact sticker over our details

Avoid verbal communication

We sell an extensive range of products with varying amounts of technical data. Please assist us to provide you with accurate information by placing your orders and enquiries online or by e-mail.

Precision Shim Washers